



Kentucky Equal Justice Center  
201 W. Short Street, Suite 310  
Lexington, KY 40507

T: 859-233-3057  
F: 859-233-0007

## Memorandum

**DATE:** April 22, 2022  
**TO:** Kentucky Equal Justice Center Board  
**FROM:** Rich Seckel, Director  
**RE:** Financial Report for First Quarter 2022

---

The following financial reports are attached:

**Profit and Loss Budget Overview FY 2022** anticipates a loss of \$144,463 offset primarily by one-time carryover funds.

**Profit and Loss through March 31** shows a loss of -\$48,258 compared to the expected loss of -\$123,778—a positive variance of \$75,521 that includes -\$8,386 in Vanguard brokerage losses.

**Balance Sheet as of March 31** shows Total Current Assets of \$676,433, down from \$712,327 on December 31, 2021, but up 5.27% from \$642,603 on March 31, 2021.

**Income and Expense Charts:** 82.72% of spending was payroll. 72.26% of income was from grants.

### Carryover Prediction

<b>Total Current Assets December 31, 2021</b>	<b>\$712,327</b>
Minus budgeted loss for the year	-\$144,463
<b>Projected Current Assets December 31, 2022</b>	<b>\$567,864</b>

### Unrestricted Funds

<b>Audited</b>	<b>12/31/12</b>	<b>\$24,254</b>
Audited	12/31/15	\$93,513
Audited	12/31/18	\$131,221
<b>Audited</b>	<b>12/31/20</b>	<b>\$278,862</b>
Estimated	11/30/21	\$258,654
<b>Estimated</b>	<b>3/31/22</b>	<b>\$283,248</b>

## KEJC Unrestricted Fund Balance

March 31, 2022

	Balance
<b>Total Current Assets</b>	676,433.07
<b>Restricted Funds</b>	
BGCF Citizenship	17,301.32
Catholic Diocese of Lexington	910.80
CLASP Protecting Immigrant Families	4,165.82
Community Farm Alliance VHKY	11,054.52
Elhapa Foundation	
Families and Workers Fund (UI)	100,000.00
Fayette County Bar Foundation	3,060.12
Foundation for a Healthy KY Boots	0.00
Health Gains Communications	12,839.47
Health Law Fellowship	0.00
Homeless and Housing ERASE	16,838.68
Kentucky Bar Foundation	2,288.15
KCEP Solidarity Giving	31.73
KCEP Safety Net Initiative	17,249.60
KCET Civic Engagement	7,943.94
Louisville Bar Foundation	3,158.49
Mason Fund at Vanguard	146,060.44
MAZON Food Justice	15,814.99
MAZON Rapid Response	10,318.38
Paycheck Protection Program	0.00
Public Welfare Foundation	21,637.91
United Way of the Bluegrass	6,501.76
<b>Total Restricted</b>	397,176.12
<b>Subtotal Unrestricted</b>	279,256.95
<b>Obligated Funds</b>	
Client Trust	5,911.00
<b>Client Funds</b>	1,920.00
<b>Undistributed Attorneys Fees</b>	3,991.00
<b>Total Unrestricted</b>	283,247.95

# Kentucky Equal Justice Center

## Profit & Loss Budget Overview

January through December 2022

	<b>Jan - Dec 22</b>
<b>Ordinary Income/Expense</b>	
Income	
Grants	719,240.00
In-kind Contributions	20,400.00
Miscellaneous Income	12,000.00
Other Donations	166,800.00
Program Income	180,000.00
Program Services	30,600.00
<b>Total Income</b>	<b>1,129,040.00</b>
Expense	
Audit	4,875.00
Capital Additions	4,500.00
Case Management	6,603.90
Consultants	21,180.00
Contract Labor	16,000.00
Dues	4,570.00
Equipment Rental	3,812.68
Insurance	7,140.00
Library	2,380.00
Litigation expense	4,920.00
Miscellaneous	1,680.00
Office Supplies	9,810.00
Payroll Expenses	1,076,108.28
Postage and Delivery	4,260.00
Printing and Reproduction	6,216.00
Professional Fees	300.00
Rent	50,400.00
Repairs	780.00
Task Forces and Meetings	4,860.00
Telecomm	20,184.00
Travel	23,103.00
<b>Total Expense</b>	<b>1,273,682.86</b>
<b>Net Ordinary Income</b>	<b>-144,642.86</b>
<b>Other Income/Expense</b>	
Other Income	
Interest Income	180.00
<b>Total Other Income</b>	<b>180.00</b>
<b>Net Other Income</b>	<b>180.00</b>
<b>Net Income</b>	<b>-144,462.86</b>

**Kentucky Equal Justice Center**  
**Profit & Loss**  
**January through March 2022**

	<u>Jan - Mar 22</u>
Ordinary Income/Expense	
Income	
Grants	172,889.71
Other Donations	21,372.98
Program Income	45,000.00
Total Income	<u>239,262.69</u>
Expense	
Audit	4,860.00
Case Management	3,360.00
Consultants	8,000.00
Contract Labor	350.00
Dues	2,785.73
Equipment Rental	1,078.73
Insurance	5,388.00
Library	623.87
Litigation expense	1,867.39
Miscellaneous	285.00
Office Supplies	2,906.05
Payroll Expenses	230,911.73
Postage and Delivery	894.71
Printing and Reproduction	1,615.48
Rent	7,500.00
Telecomm	3,411.74
Travel	3,300.80
Total Expense	<u>279,139.23</u>
Net Ordinary Income	<u>-39,876.54</u>
Other Income/Expense	
Other Income	
Interest Income	4.88
Other Income	-8,386.08
Total Other Income	<u>-8,381.20</u>
Net Other Income	<u>-8,381.20</u>
Net Income	<u><u>-48,257.74</u></u>

**Kentucky Equal Justice Center**  
**Profit & Loss Budget vs. Actual**  
**January through March 2022**

	<u>Jan - Mar 22</u>	<u>Budget</u>	<u>\$ Over Budget</u>	<u>% of Budget</u>
<b>Ordinary Income/Expense</b>				
<b>Income</b>				
<b>Grants</b>				
Catholic Diocese of Lexington	2,250.00	2,250.00	0.00	100.0%
Families and Workers Fund UI	100,000.00			
Fayette County Bar Foundation	5,000.00	0.00	5,000.00	100.0%
KHC Housing Stability	0.00	7,400.00	-7,400.00	0.0%
LABG Housing	16,661.96	20,000.00	-3,338.04	83.31%
MAZON Rapid Response	10,000.00			
Restricted	0.00	15,750.00	-15,750.00	0.0%
Unrestricted	0.00	4,350.00	-4,350.00	0.0%
VOCA Justice Cabinet	38,977.75	48,160.00	-9,182.25	80.93%
<b>Total Grants</b>	<u>172,889.71</u>	<u>97,910.00</u>	<u>74,979.71</u>	<u>176.58%</u>
In-kind Contributions	0.00	5,100.00	-5,100.00	0.0%
Other Donations	21,372.98	41,700.00	-20,327.02	51.25%
Program Income	45,000.00	45,000.00	0.00	100.0%
Program Services	0.00	7,650.00	-7,650.00	0.0%
<b>Total Income</b>	<u>239,262.69</u>	<u>197,360.00</u>	<u>41,902.69</u>	<u>121.23%</u>
<b>Expense</b>				
Audit	4,860.00	0.00	4,860.00	100.0%
Capital Additions	0.00	1,125.00	-1,125.00	0.0%
Case Management	3,360.00	3,300.00	60.00	101.82%
Consultants	8,000.00	5,295.00	2,705.00	151.09%
Contract Labor	350.00	2,500.00	-2,150.00	14.0%
Dues	2,785.73	1,142.50	1,643.23	243.83%
Equipment Rental	1,078.73	953.17	125.56	113.17%
Insurance	5,388.00	7,140.00	-1,752.00	75.46%
Library	623.87	595.00	28.87	104.85%
Litigation expense	1,867.39	1,230.00	637.39	151.82%
Miscellaneous	285.00	420.00	-135.00	67.86%
Office Supplies	2,906.05	2,452.50	453.55	118.49%
Payroll Expenses	230,911.73	267,579.46	-36,667.73	86.3%
Postage and Delivery	894.71	1,065.00	-170.29	84.01%
Printing and Reproduction	1,615.48	1,554.00	61.48	103.96%
Rent	7,500.00	12,600.00	-5,100.00	59.52%
Repairs	0.00	195.00	-195.00	0.0%
Task Forces and Meetings	0.00	1,215.00	-1,215.00	0.0%
Telecomm	3,411.74	5,046.00	-1,634.26	67.61%
Travel	3,300.80	5,775.75	-2,474.95	57.15%
<b>Total Expense</b>	<u>279,139.23</u>	<u>321,183.38</u>	<u>-42,044.15</u>	<u>86.91%</u>
<b>Net Ordinary Income</b>	<u>-39,876.54</u>	<u>-123,823.38</u>	<u>83,946.84</u>	<u>32.2%</u>
<b>Other Income/Expense</b>				
<b>Other Income</b>				
Interest Income	4.88	45.00	-40.12	10.84%
Other Income	-8,386.08			
<b>Total Other Income</b>	<u>-8,381.20</u>	<u>45.00</u>	<u>-8,426.20</u>	<u>-18,624.89%</u>
<b>Net Other Income</b>	<u>-8,381.20</u>	<u>45.00</u>	<u>-8,426.20</u>	<u>-18,624.89%</u>
<b>Net Income</b>	<u><u>-48,257.74</u></u>	<u><u>-123,778.38</u></u>	<u><u>75,520.64</u></u>	<u><u>38.99%</u></u>

# Kentucky Equal Justice Center

## Balance Sheet

As of March 31, 2022

	<u>Mar 31, 22</u>
<b>ASSETS</b>	
Current Assets	
Checking/Savings	
Chase Checking	262,576.75
Chase IOLTA	3,900.00
Chase Savings	100,269.24
Vanguard Brokerage	<u>146,060.44</u>
Total Checking/Savings	512,806.43
Accounts Receivable	
Accounts Receivable	<u>163,626.64</u>
Total Accounts Receivable	<u>163,626.64</u>
Total Current Assets	676,433.07
Other Assets	
Accumulated Depreciation - Comp	-55,860.10
Computer and Phone Equipment	62,096.34
Rental Deposit	<u>715.00</u>
Total Other Assets	<u>6,951.24</u>
<b>TOTAL ASSETS</b>	<b><u>683,384.31</u></b>
<b>LIABILITIES &amp; EQUITY</b>	
Liabilities	
Current Liabilities	
Accounts Payable	
Accounts Payable	<u>8,213.08</u>
Total Accounts Payable	8,213.08
Other Current Liabilities	
Client Trust Funds	5,911.00
Direct Deposit Liabilities	-1,128.86
Payroll Liabilities	<u>3,454.95</u>
Total Other Current Liabilities	<u>8,237.09</u>
Total Current Liabilities	16,450.17
Long Term Liabilities	
Accrued leave	<u>41,681.31</u>
Total Long Term Liabilities	<u>41,681.31</u>
Total Liabilities	58,131.48
Equity	
Opening Bal Equity	52,900.79
Retained Earnings	422,972.42
Temporarily Restricted Net Asse	197,637.36
Net Income	<u>-48,257.74</u>
Total Equity	<u>625,252.83</u>
<b>TOTAL LIABILITIES &amp; EQUITY</b>	<b><u>683,384.31</u></b>

# Kentucky Equal Justice Center

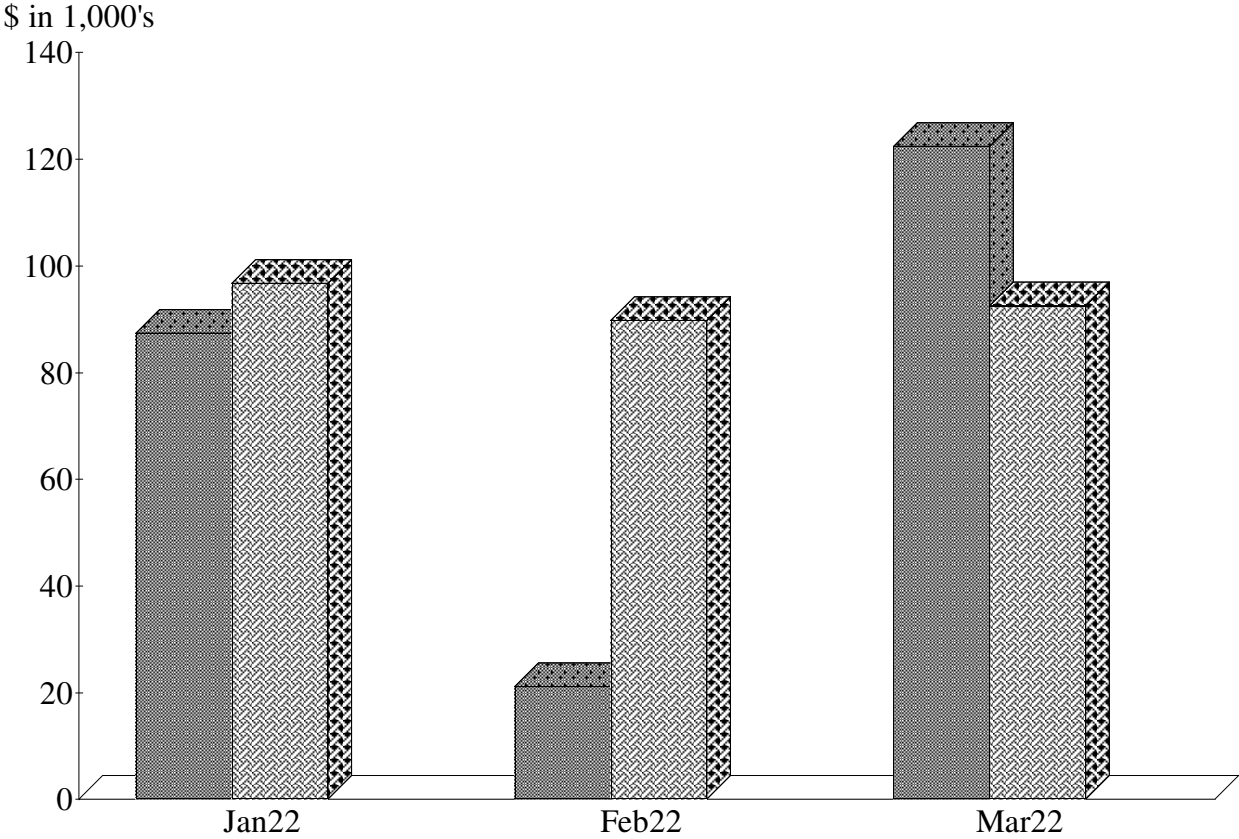
## Balance Sheet Prev Year Comparison

As of March 31, 2022

	Mar 31, 22	Mar 31, 21	\$ Change	% Change
<b>ASSETS</b>				
<b>Current Assets</b>				
<b>Checking/Savings</b>				
Chase Checking	262,576.75	359,418.20	-96,841.45	-26.94%
Chase IOLTA	3,900.00	3,900.00	0.00	0.0%
Chase Savings	100,269.24	100,249.58	19.66	0.02%
Vanguard Brokerage	146,060.44	126,335.02	19,725.42	15.61%
<b>Total Checking/Savings</b>	<u>512,806.43</u>	<u>589,902.80</u>	<u>-77,096.37</u>	<u>-13.07%</u>
<b>Accounts Receivable</b>				
Accounts Receivable	163,626.64	52,699.84	110,926.80	210.49%
<b>Total Accounts Receivable</b>	<u>163,626.64</u>	<u>52,699.84</u>	<u>110,926.80</u>	<u>210.49%</u>
<b>Total Current Assets</b>	<u>676,433.07</u>	<u>642,602.64</u>	<u>33,830.43</u>	<u>5.27%</u>
<b>Other Assets</b>				
Accumulated Depreciation - Comp	-55,860.10	-53,307.98	-2,552.12	-4.79%
Computer and Phone Equipment	62,096.34	60,356.60	1,739.74	2.88%
Rental Deposit	715.00	715.00	0.00	0.0%
<b>Total Other Assets</b>	<u>6,951.24</u>	<u>7,763.62</u>	<u>-812.38</u>	<u>-10.46%</u>
<b>TOTAL ASSETS</b>	<u><b>683,384.31</b></u>	<u><b>650,366.26</b></u>	<u><b>33,018.05</b></u>	<u><b>5.08%</b></u>
<b>LIABILITIES &amp; EQUITY</b>				
<b>Liabilities</b>				
<b>Current Liabilities</b>				
<b>Accounts Payable</b>				
Accounts Payable	8,213.08	-245.00	8,458.08	3,452.28%
<b>Total Accounts Payable</b>	<u>8,213.08</u>	<u>-245.00</u>	<u>8,458.08</u>	<u>3,452.28%</u>
<b>Other Current Liabilities</b>				
Client Trust Funds	5,911.00	5,911.00	0.00	0.0%
Direct Deposit Liabilities	-1,128.86	172.97	-1,301.83	-752.63%
Payroll Liabilities	3,454.95	2,410.06	1,044.89	43.36%
<b>Total Other Current Liabilities</b>	<u>8,237.09</u>	<u>8,494.03</u>	<u>-256.94</u>	<u>-3.03%</u>
<b>Total Current Liabilities</b>	<u>16,450.17</u>	<u>8,249.03</u>	<u>8,201.14</u>	<u>99.42%</u>
<b>Long Term Liabilities</b>				
Accrued leave	41,681.31	41,681.31	0.00	0.0%
<b>Total Long Term Liabilities</b>	<u>41,681.31</u>	<u>41,681.31</u>	<u>0.00</u>	<u>0.0%</u>
<b>Total Liabilities</b>	<u>58,131.48</u>	<u>49,930.34</u>	<u>8,201.14</u>	<u>16.43%</u>
<b>Equity</b>				
Opening Bal Equity	52,900.79	52,900.79	0.00	0.0%
Retained Earnings	422,972.42	409,302.50	13,669.92	3.34%
Temporarily Restricted Net Asse	197,637.36	197,637.36	0.00	0.0%
Net Income	-48,257.74	-59,404.73	11,146.99	18.76%
<b>Total Equity</b>	<u>625,252.83</u>	<u>600,435.92</u>	<u>24,816.91</u>	<u>4.13%</u>
<b>TOTAL LIABILITIES &amp; EQUITY</b>	<u><b>683,384.31</b></u>	<u><b>650,366.26</b></u>	<u><b>33,018.05</b></u>	<u><b>5.08%</b></u>

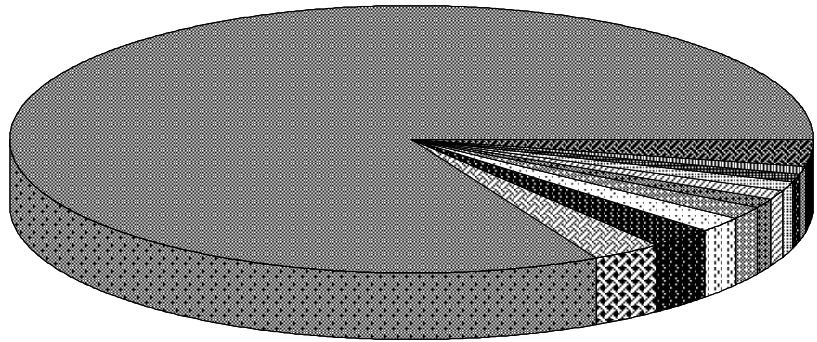
# Income and Expense by Month January through March 2022

Income  
Expense



## Expense Summary January through March 2022

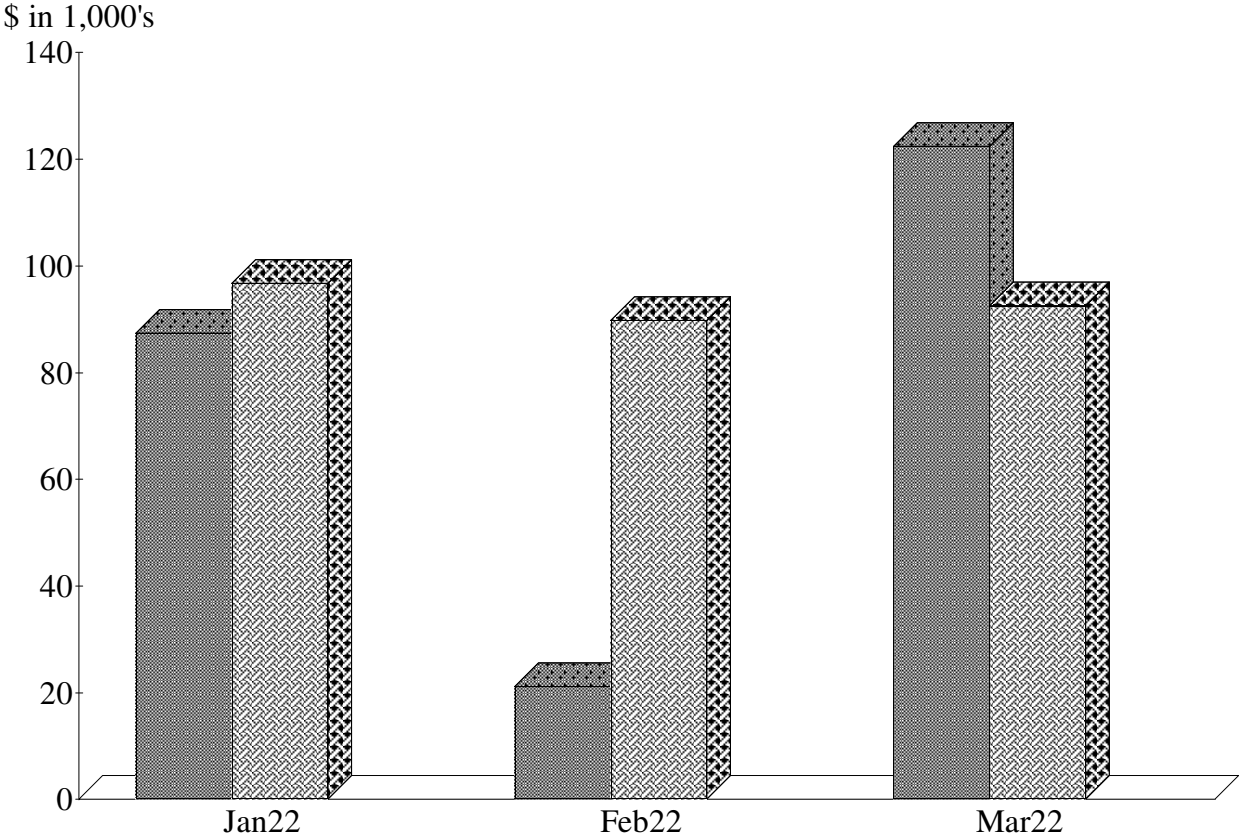
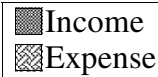
Payroll Expenses	82.72%
Consultants	2.87
Rent	2.69
Insurance	1.93
Audit	1.74
Telecomm	1.22
Case Management	1.20
Travel	1.18
Office Supplies	1.04
Dues	1.00
Other	2.41
Total	\$279,139.23



By Account

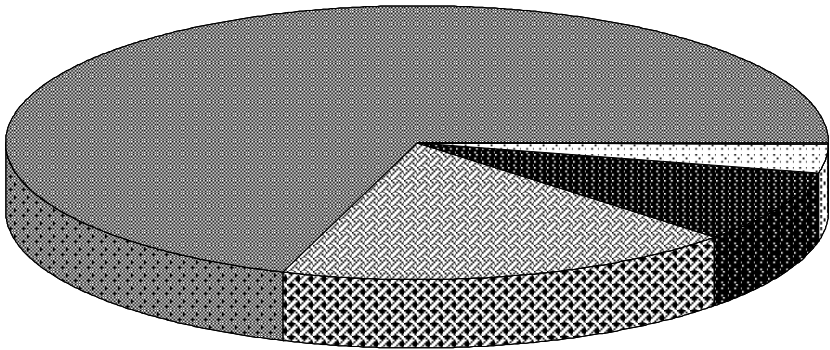


# Income and Expense by Month January through March 2022



## Income Summary January through March 2022

Grants	72.26%
Program Income	18.81
Other Donations	8.93
Other Income	\$-8,386.08
Interest Income	0.01
Sub-Total	\$230,881.49

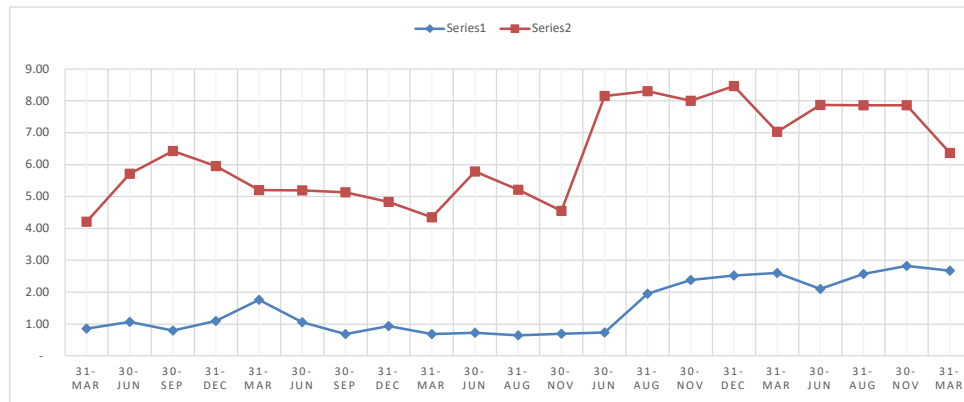


By Account

# Months of Reserves 2017-2022

Restricted and Unrestricted

	2017				2018				2019				2020				2021				2022			
	31-Mar	30-Jun	30-Sep	31-Dec	31-Mar	30-Jun	30-Sep	31-Dec	31-Mar	30-Jun	31-Aug	30-Nov	30-Jun	31-Aug	30-Nov	31-Dec	31-Mar	30-Jun	31-Aug	30-Nov	31-Mar			
Monthly Total Budget	53,141	53,141	53,141	56,012	60,198	60,198	74,973	74,973	74,323	74,323	74,323	74,323	82,920	82,920	82,920	82,920	91,469	91,469	91,469	91,469	106,140			
Unrestricted Assets	45,384	56,524	42,052	61,278	105,546	63,228	51,291	69,964	51,003	54,011	48,144	51,960	60,600	161,532	197,607	208,885	237,354	192,221	235,197	258,654	283,248			
Total Current Assets	223,867	304,026	341,756	333,733	313,143	312,638	384,280	362,671	323,395	430,146	387,636	338,245	675,948	688,806	663,816	702,171	643,245	720,827	719,007	719,652	676,433			
Percent Unrestricted	20.27%	18.59%	12.30%	18.36%	33.71%	20.22%	13.35%	19.29%	15.77%	12.56%	12.42%	15.36%	8.97%	23.45%	29.77%	29.75%	36.90%	26.67%	32.71%	35.94%	41.87%			
Months of Unrestricted	0.85	1.06	0.79	1.09	1.75	1.05	0.68	0.93	0.69	0.73	0.65	0.70	0.73	1.95	2.38	2.52	2.59	2.10	2.57	2.83	2.67			
Months of Total	4.21	5.72	6.43	5.96	5.20	5.19	5.13	4.84	4.35	5.79	5.22	4.55	8.15	8.31	8.01	8.47	7.03	7.88	7.86	7.87	6.37			



## KEJC Recent Fundraising Effort

2022

Source	For	Status	Requested	Awarded	% Awarded
Catholic Diocese of Lexington	Immigration	Pending	12,500	-	0%
Families and Workers Fund (KEJC)	Unemployment	Awarded	100,000	100,000	100%
Kentucky Bar Foundation	Immigration	Pending	11,860	-	0%
United Way of the Bluegrass I	Immigration	Pending	23,184		0%
<b>Total 2022</b>			<b>\$147,544</b>	<b>\$100,000</b>	<b>68%</b>

### Coming Up

Kentucky Gives Day	General Support	Planning	3,600		0%
Center on Budget and Policy Priorities	Food Justice	Preparing	30,000		0%
Interact for Health	Health Law Fellow	Preparing	45,000		0%
Foundation for a Healthy Kentucky I	Health Law Fellow	Preparing	45,000		0%
Foundation for a Healthy Kentucky II	Boots on the Ground	Preparing	50,000		0%
MAZON	Food Justice	Reporting	65,000		0%
Protecting Immigrant Families	Public Benefits	Preparing	100,000		0%
VOCA	General Support	Preparing	200,000		0%
<b>Total</b>			<b>\$538,600</b>		<b>\$0</b>