



Kentucky Equal Justice Center  
201 W. Short Street, Suite 310  
Lexington, KY 40507

T: 859-233-3057  
F: 859-233-0007

## Memorandum

**DATE:** July 12, 2021  
**TO:** Kentucky Equal Justice Center Board  
**FROM:** Rich Seckel, Director  
**RE:** Financial Report through 2<sup>nd</sup> Quarter 2021

---

The following financial reports are attached:

**Profit and Loss Budget Overview FY 2021:** anticipates a loss of \$175,438 offset primarily by \$170,000 in advance Public Welfare Foundation funds.

**Profit and Loss through June 30:** shows a gain of \$21,228 compared to the expected loss of -\$13,478—a positive variance of \$34,706 that includes \$14,498 in Vanguard brokerage gains.

**Balance Sheet as of June 30:** shows Total Current Assets of \$720,827, up from \$643,245 on March 31 and up 10.01% from \$655,048 on June 30, 2020.

**Income and Expense Charts:** 85.77% of spending was payroll. 66.77% of income was from grants.

### Carryover Prediction

Total Current Assets December 31, 2020	\$702,171
Plus budgeted gain for the year	-\$175,438
<b>Projected Current Assets December 31, 2021</b>	<b>\$526,733</b>

### Unrestricted Funds

<b>Audited</b>	<b>12/31/12</b>	<b>\$24,254</b>
Audited	12/31/13	\$66,405
Audited	12/31/14	\$87,994
Audited	12/31/15	\$93,513
Audited	12/31/16	\$103,392
Audited	12/31/17	\$101,516
Audited	12/31/18	\$131,221
Audited	12/31/19	\$204,465
Estimated	12/31/20	\$208,885
Estimated	3/31/21	\$241,345
<b>Estimated</b>	<b>6/30/21</b>	<b>\$196,192</b>

## KEJC Unrestricted Fund Balance

6/30/21

	Balance
<b>Total Current Assets</b>	720,827.28

### Restricted Funds

BGCF Citizenship	10,785.78
Catholic Diocese of Lexington	504.82
CLASP Protecting Immigrant Families	12,295.10
Community Farm Alliance	24,487.37
Elhapa Foundation	16,888.80
Fayette County Bar Foundation	3,054.31
Foundation for a Healthy KY Boots	38,660.14
Health Law Fellowship	37,984.09
Kentucky Bar Foundation	11,000.00
KCEP Solidarity Giving	31.37
KCEP Safety Net Initiative	12,199.23
KCET Civic Engagement	5,190.72
Louisville Bar Foundation	10,000.00
Mason Fund for Maxwell Street	138,912.49
MAZON Food Justice	72,225.01
MAZON Rapid Response	4,318.38
Paycheck Protection Program	8,394.06
Public Welfare Foundation	121,694.75
United Way of the Bluegrass	0.00

<b>Total Restricted</b>	528,626.42
-------------------------	------------

<b>Subtotal Unrestricted</b>	192,200.86
------------------------------	------------

### Obligated Funds

Client Trust	5,911.00
<b>Client Funds</b>	1,920.00
<b>Undistributed Attorneys' Fees</b>	3,991.00

<b>Total Unrestricted</b>	196,191.86
---------------------------	------------

# Kentucky Equal Justice Center

## Profit & Loss Budget Overview

January through December 2021

	<u>Jan - Dec 21</u>
<b>Ordinary Income/Expense</b>	
Income	
Grants	577,805.00
In-kind Contributions	20,400.00
Miscellaneous Income	18,000.00
Other Donations	93,600.00
Program Income	180,000.00
Program Services	32,200.00
<b>Total Income</b>	<b>922,005.00</b>
Expense	
Audit	4,815.00
Capital Additions	4,500.00
Case Management	5,815.68
Consultants	18,100.00
Contract Labor	6,880.00
Dues	4,617.50
Equipment Rental	4,782.16
Insurance	7,640.00
Library	2,380.00
Litigation expense	3,840.00
Miscellaneous	1,680.00
Office Supplies	9,960.00
Payroll Expenses	903,064.78
Postage and Delivery	4,860.00
Printing and Reproduction	6,156.00
Professional Fees	300.00
Rent	50,400.00
Repairs	720.00
Task Forces and Meetings	5,040.00
Telephone	15,647.52
Travel	36,424.00
<b>Total Expense</b>	<b>1,097,622.64</b>
<b>Net Ordinary Income</b>	<b>-175,617.64</b>
<b>Other Income/Expense</b>	
Other Income	
Interest Income	180.00
<b>Total Other Income</b>	<b>180.00</b>
<b>Net Other Income</b>	<b>180.00</b>
<b>Net Income</b>	<b>-175,437.64</b>

**Kentucky Equal Justice Center**  
**Profit & Loss**  
January through June 2021

	<u>Jan - Jun 21</u>
<b>Ordinary Income/Expense</b>	
<b>Income</b>	
Grants	342,055.52
In-kind Contributions	5,916.00
Other Donations	55,773.15
Program Income	90,000.00
Program Services	4,015.00
<b>Total Income</b>	<u>497,759.67</u>
<b>Expense</b>	
Case Management	3,519.98
Consultants	10,062.50
Contract Labor	2,300.00
Dues	2,708.35
Equipment Rental	1,965.98
Insurance	7,073.78
Library	717.00
Litigation expense	1,205.32
Miscellaneous	105.00
Office Supplies	4,143.51
Payroll Expenses	421,166.72
Postage and Delivery	1,967.09
Printing and Reproduction	2,609.18
Rent	20,916.00
Telephone	7,105.05
Travel	3,473.57
<b>Total Expense</b>	<u>491,039.03</u>
<b>Net Ordinary Income</b>	<u>6,720.64</u>
<b>Other Income/Expense</b>	
<b>Other Income</b>	
Interest Income	9.71
Other Income	14,497.50
<b>Total Other Income</b>	<u>14,507.21</u>
<b>Net Other Income</b>	<u>14,507.21</u>
<b>Net Income</b>	<u><u>21,227.85</u></u>

**Kentucky Equal Justice Center**  
**Profit & Loss Budget vs. Actual**  
January through June 2021

	<u>Jan - Jun 21</u>	<u>Budget</u>	<u>\$ Over Budget</u>	<u>% of Budget</u>
<b>Ordinary Income/Expense</b>				
<b>Income</b>				
<b>Grants</b>				
Catholic Diocese of Lexington	4,316.00	4,000.00	316.00	107.9%
CLASP PIF	15,000.00	7,500.00	7,500.00	200.0%
Community Farm Alliance VHK	30,000.00			
Fayette County Bar Foundation	6,000.00	0.00	6,000.00	100.0%
FHKY RHP Boots	50,000.00	50,000.00	0.00	100.0%
HFGC Health Law Fellowship	45,000.00	90,000.00	-45,000.00	50.0%
Kentucky Bar Foundation	11,000.00	7,600.00	3,400.00	144.74%
Louisville Bar Foundation	10,000.00	7,600.00	2,400.00	131.58%
MAZON Food Justice	65,000.00	69,712.00	-4,712.00	93.24%
Restricted	0.00	30,500.00	-30,500.00	0.0%
United Way of the Bluegrass	0.00	6,000.00	-6,000.00	0.0%
Unrestricted	0.00	8,400.00	-8,400.00	0.0%
VOCA Justice Cabinet	105,739.52	106,546.50	-806.98	99.24%
<b>Total Grants</b>	<u>342,055.52</u>	<u>387,858.50</u>	<u>-45,802.98</u>	<u>88.19%</u>
In-kind Contributions	5,916.00	10,200.00	-4,284.00	58.0%
Other Donations	55,773.15	30,300.00	25,473.15	184.07%
Program Income	90,000.00	90,000.00	0.00	100.0%
Program Services	<u>4,015.00</u>	<u>16,100.00</u>	<u>-12,085.00</u>	<u>24.94%</u>
<b>Total Income</b>	<u>497,759.67</u>	<u>534,458.50</u>	<u>-36,698.83</u>	<u>93.13%</u>
<b>Expense</b>				
Capital Additions	0.00	2,250.00	-2,250.00	0.0%
Case Management	3,519.98	5,815.68	-2,295.70	60.53%
Consultants	10,062.50	9,050.00	1,012.50	111.19%
Contract Labor	2,300.00	3,440.00	-1,140.00	66.86%
Dues	2,708.35	2,308.75	399.60	117.31%
Equipment Rental	1,965.98	2,391.08	-425.10	82.22%
Insurance	7,073.78	7,640.00	-566.22	92.59%
Library	717.00	1,190.00	-473.00	60.25%
Litigation expense	1,205.32	1,920.00	-714.68	62.78%
Miscellaneous	105.00	840.00	-735.00	12.5%
Office Supplies	4,143.51	4,980.00	-836.49	83.2%
Payroll Expenses	421,166.72	446,426.93	-25,260.21	94.34%
Postage and Delivery	1,967.09	2,430.00	-462.91	80.95%
Printing and Reproduction	2,609.18	3,078.00	-468.82	84.77%
Professional Fees	0.00	150.00	-150.00	0.0%
Rent	20,916.00	25,200.00	-4,284.00	83.0%
Repairs	0.00	360.00	-360.00	0.0%
Task Forces and Meetings	0.00	2,520.00	-2,520.00	0.0%
Telephone	7,105.05	7,823.76	-718.71	90.81%
Travel	<u>3,473.57</u>	<u>18,212.00</u>	<u>-14,738.43</u>	<u>19.07%</u>
<b>Total Expense</b>	<u>491,039.03</u>	<u>548,026.20</u>	<u>-56,987.17</u>	<u>89.6%</u>
<b>Net Ordinary Income</b>	<u>6,720.64</u>	<u>-13,567.70</u>	<u>20,288.34</u>	<u>-49.53%</u>
<b>Other Income/Expense</b>				
<b>Other Income</b>				
Interest Income	9.71	90.00	-80.29	10.79%
Other Income	<u>14,497.50</u>			
<b>Total Other Income</b>	<u>14,507.21</u>	<u>90.00</u>	<u>14,417.21</u>	<u>16,119.12%</u>
<b>Net Other Income</b>	<u>14,507.21</u>	<u>90.00</u>	<u>14,417.21</u>	<u>16,119.12%</u>
<b>Net Income</b>	<u><u>21,227.85</u></u>	<u><u>-13,477.70</u></u>	<u><u>34,705.55</u></u>	<u><u>-157.5%</u></u>

# Kentucky Equal Justice Center

## Balance Sheet

As of June 30, 2021

	<u>Jun 30, 21</u>
<b>ASSETS</b>	
<b>Current Assets</b>	
<b>Checking/Savings</b>	
Chase Checking	395,074.90
Chase IOLTA	3,620.00
Chase Savings	100,247.86
Vanguard Brokerage	138,912.49
<b>Total Checking/Savings</b>	<u>637,855.25</u>
<b>Accounts Receivable</b>	
Accounts Receivable	82,972.03
<b>Total Accounts Receivable</b>	<u>82,972.03</u>
<b>Total Current Assets</b>	720,827.28
<b>Other Assets</b>	
Accumulated Depreciation - Comp	-53,307.98
Computer and Phone Equipment	60,705.40
Rental Deposit	715.00
<b>Total Other Assets</b>	<u>8,112.42</u>
<b>TOTAL ASSETS</b>	<u><u>728,939.70</u></u>
<b>LIABILITIES &amp; EQUITY</b>	
<b>Liabilities</b>	
<b>Current Liabilities</b>	
<b>Accounts Payable</b>	
Accounts Payable	-245.00
<b>Total Accounts Payable</b>	-245.00
<b>Other Current Liabilities</b>	
Client Trust Funds	5,911.00
Direct Deposit Liabilities	172.97
Payroll Liabilities	-45.76
<b>Total Other Current Liabilities</b>	<u>6,038.21</u>
<b>Total Current Liabilities</b>	5,793.21
<b>Long Term Liabilities</b>	
Accrued leave	38,591.90
<b>Total Long Term Liabilities</b>	<u>38,591.90</u>
<b>Total Liabilities</b>	44,385.11
<b>Equity</b>	
Opening Bal Equity	52,900.79
Retained Earnings	412,788.59
Temporarily Restricted Net Asse	197,637.36
Net Income	21,227.85
<b>Total Equity</b>	<u>684,554.59</u>
<b>TOTAL LIABILITIES &amp; EQUITY</b>	<u><u>728,939.70</u></u>

# Kentucky Equal Justice Center

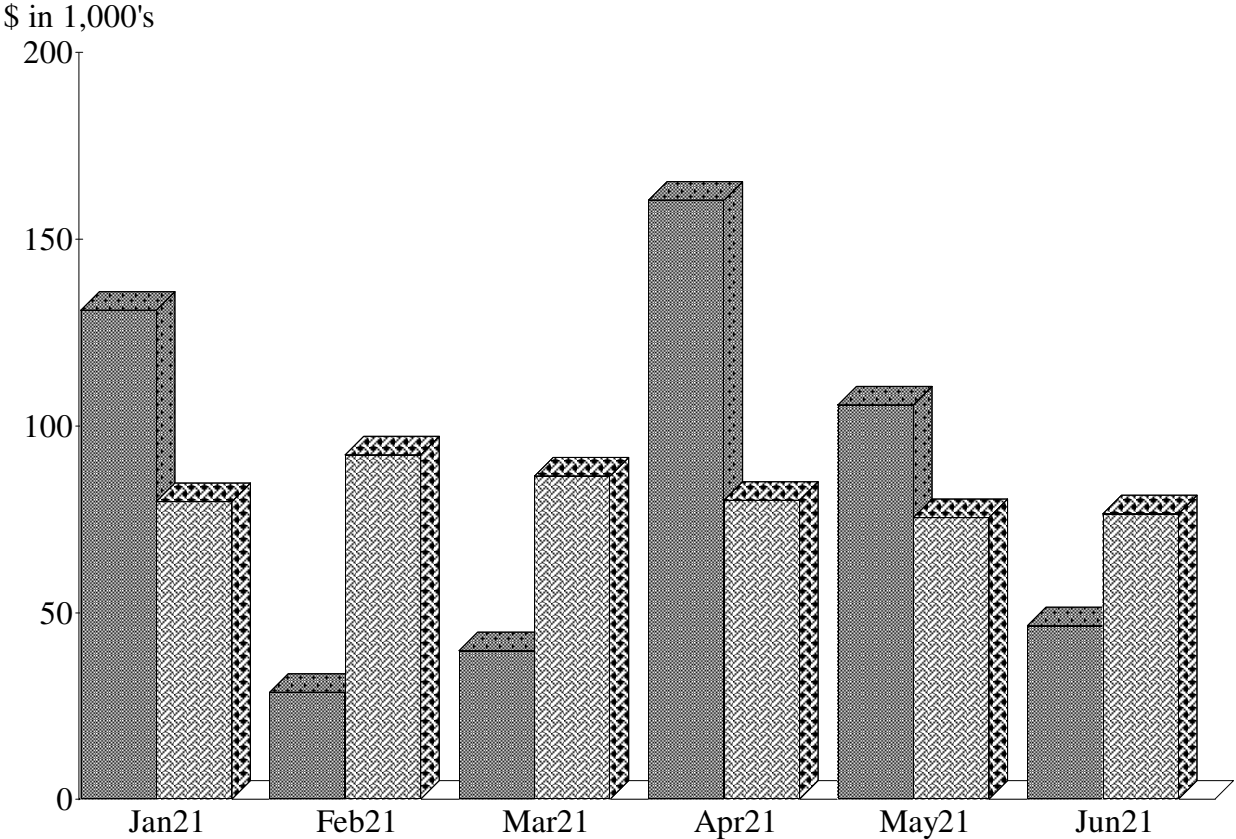
## Balance Sheet Prev Year Comparison

As of June 30, 2021

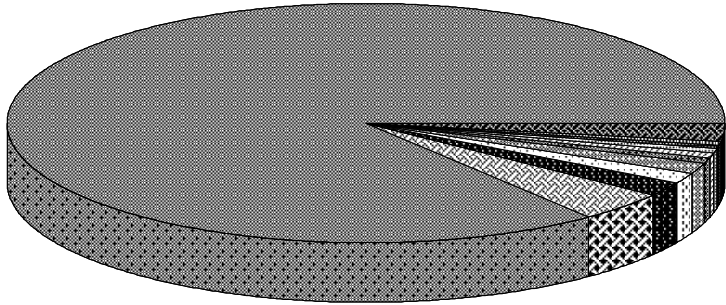
	<u>Jun 30, 21</u>	<u>Jun 30, 20</u>	<u>\$ Change</u>	<u>% Change</u>
<b>ASSETS</b>				
<b>Current Assets</b>				
<b>Checking/Savings</b>				
Chase Checking	395,074.90	351,590.08	43,484.82	12.37%
Chase IOLTA	3,620.00	3,620.00	0.00	0.0%
Chase Savings	100,247.86	100,228.19	19.67	0.02%
Vanguard Brokerage	138,912.49	98,381.93	40,530.56	41.2%
<b>Total Checking/Savings</b>	<u>637,855.25</u>	<u>553,820.20</u>	<u>84,035.05</u>	<u>15.17%</u>
<b>Accounts Receivable</b>				
Accounts Receivable	82,972.03	66,257.44	16,714.59	25.23%
<b>Total Accounts Receivable</b>	<u>82,972.03</u>	<u>66,257.44</u>	<u>16,714.59</u>	<u>25.23%</u>
<b>Other Current Assets</b>				
Undeposited Funds	0.00	34,970.11	-34,970.11	-100.0%
<b>Total Other Current Assets</b>	<u>0.00</u>	<u>34,970.11</u>	<u>-34,970.11</u>	<u>-100.0%</u>
<b>Total Current Assets</b>	<u>720,827.28</u>	<u>655,047.75</u>	<u>65,779.53</u>	<u>10.04%</u>
<b>Other Assets</b>				
Accumulated Depreciation - Comp	-53,307.98	-50,781.40	-2,526.58	-4.98%
Computer and Phone Equipment	60,705.40	57,623.63	3,081.77	5.35%
Rental Deposit	715.00	715.00	0.00	0.0%
<b>Total Other Assets</b>	<u>8,112.42</u>	<u>7,557.23</u>	<u>555.19</u>	<u>7.35%</u>
<b>TOTAL ASSETS</b>	<u><b>728,939.70</b></u>	<u><b>662,604.98</b></u>	<u><b>66,334.72</b></u>	<u><b>10.01%</b></u>
<b>LIABILITIES &amp; EQUITY</b>				
<b>Liabilities</b>				
<b>Current Liabilities</b>				
<b>Accounts Payable</b>				
Accounts Payable	-245.00	0.00	-245.00	-100.0%
<b>Total Accounts Payable</b>	<u>-245.00</u>	<u>0.00</u>	<u>-245.00</u>	<u>-100.0%</u>
<b>Other Current Liabilities</b>				
Client Trust Funds	5,911.00	5,911.00	0.00	0.0%
Direct Deposit Liabilities	172.97	172.97	0.00	0.0%
Payroll Liabilities	-45.76	327.32	-373.08	-113.98%
<b>Total Other Current Liabilities</b>	<u>6,038.21</u>	<u>6,411.29</u>	<u>-373.08</u>	<u>-5.82%</u>
<b>Total Current Liabilities</b>	<u>5,793.21</u>	<u>6,411.29</u>	<u>-618.08</u>	<u>-9.64%</u>
<b>Long Term Liabilities</b>				
Accrued leave	38,591.90	38,591.90	0.00	0.0%
<b>Total Long Term Liabilities</b>	<u>38,591.90</u>	<u>38,591.90</u>	<u>0.00</u>	<u>0.0%</u>
<b>Total Liabilities</b>	<u>44,385.11</u>	<u>45,003.19</u>	<u>-618.08</u>	<u>-1.37%</u>
<b>Equity</b>				
Opening Bal Equity	52,900.79	52,900.79	0.00	0.0%
Retained Earnings	412,788.59	71,139.92	341,648.67	480.25%
Temporarily Restricted Net Asse	197,637.36	197,637.36	0.00	0.0%
Net Income	21,227.85	295,923.72	-274,695.87	-92.83%
<b>Total Equity</b>	<u>684,554.59</u>	<u>617,601.79</u>	<u>66,952.80</u>	<u>10.84%</u>
<b>TOTAL LIABILITIES &amp; EQUITY</b>	<u><b>728,939.70</b></u>	<u><b>662,604.98</b></u>	<u><b>66,334.72</b></u>	<u><b>10.01%</b></u>

# Income and Expense by Month January through June 2021

Income  
Expense



## Expense Summary January through June 2021

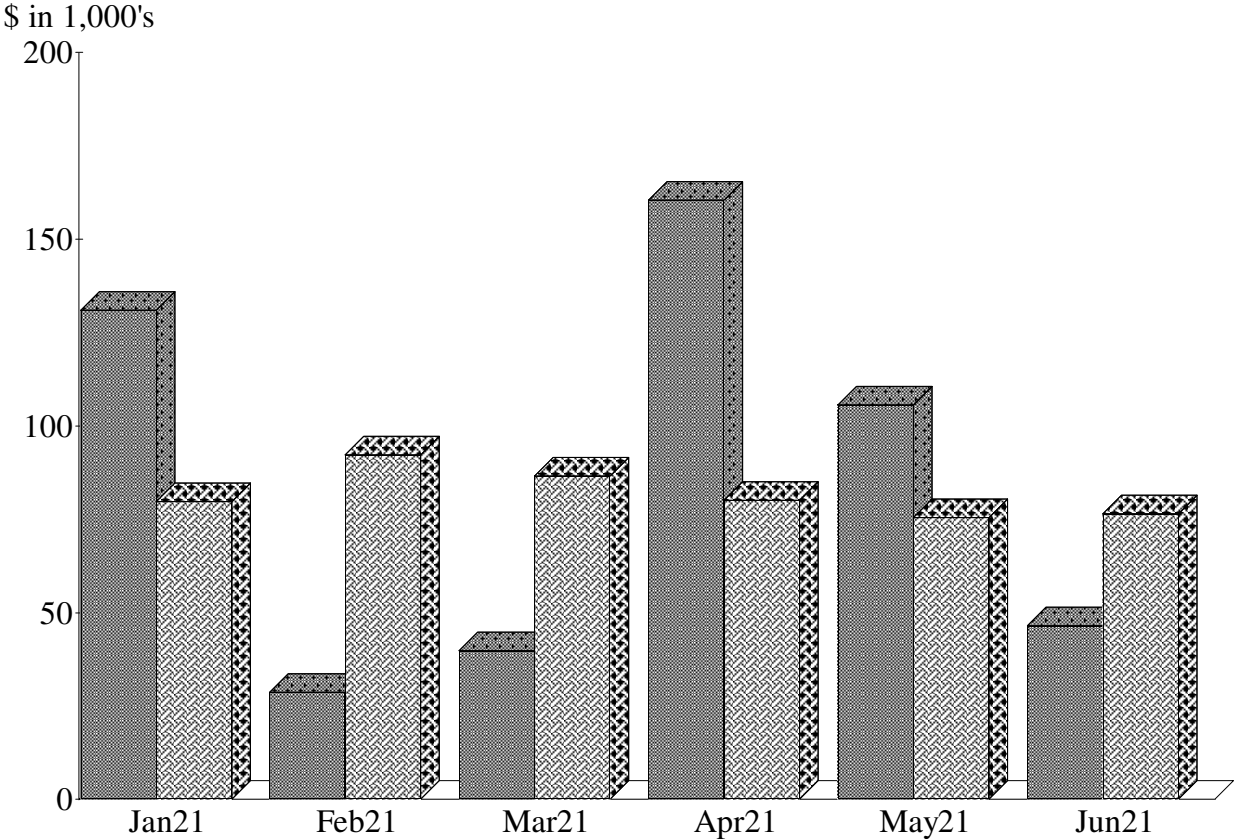
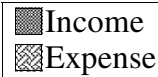


Payroll Expenses	85.77%
Rent	4.26
Consultants	2.05
Telephone	1.45
Insurance	1.44
Office Supplies	0.84
Case Management	0.72
Travel	0.71
Dues	0.55
Printing and Reproduction	0.53
Other	1.68
Total	\$491,039.03

By Account

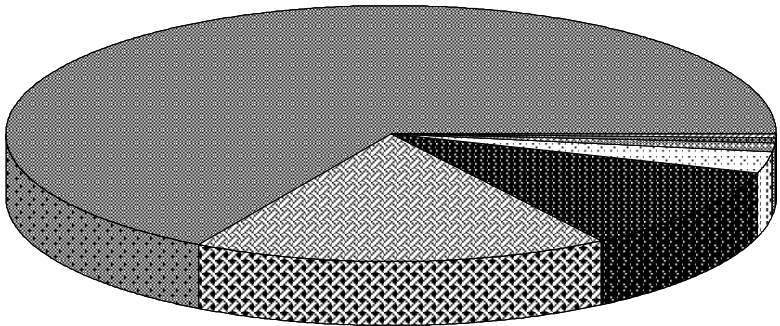


# Income and Expense by Month January through June 2021



## Income Summary January through June 2021

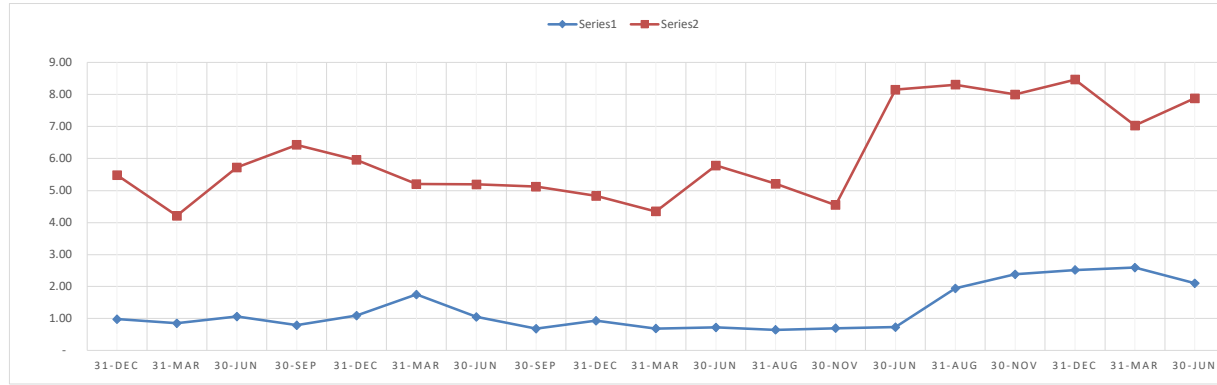
Grants	66.77%
Program Income	17.57
Other Donations	10.89
Other Income	2.83
In-kind Contributions	1.15
Program Services	0.78
Interest Income	0.01
Total	\$512,266.88



By Account

**Months of Reserves 2016-2021**  
Restricted and Unrestricted

	2016				2017				2018				2019				2020				2021			
	31-Mar	30-Jun	30-Nov	31-Dec	31-Mar	30-Jun	30-Sep	31-Dec	31-Mar	30-Jun	30-Sep	31-Dec	31-Mar	30-Jun	31-Aug	30-Nov	30-Jun	31-Aug	30-Nov	31-Dec	31-Mar	30-Jun		
Monthly Total Budget	56,807	56,807	56,807	56,807	53,141	53,141	53,141	56,012	60,198	60,198	74,973	74,973	74,323	74,323	74,323	74,323	82,920	82,920	82,920	82,920	91,469	91,469		
Unrestricted Assets	68,665	61,201	46,944	55,565	45,384	56,524	42,052	61,278	105,546	63,228	51,291	69,964	51,003	54,011	48,144	51,960	60,600	161,532	197,607	208,885	237,354	192,221		
Total Current Assets	361,976	284,755	274,084	311,418	223,867	304,026	341,756	333,733	313,143	312,638	384,280	362,671	323,395	430,146	387,636	338,245	675,948	688,806	663,816	702,171	643,245	720,827		
Percent Unrestricted	18.97%	21.49%	17.13%	17.84%	20.27%	18.59%	12.30%	18.36%	33.71%	20.22%	13.35%	19.29%	15.77%	12.56%	12.42%	15.36%	8.97%	23.45%	29.77%	29.75%	36.90%	26.67%		
Months of Unrestricted	1.21	1.08	0.83	0.98	0.85	1.06	0.79	1.09	1.75	1.05	0.68	0.93	0.69	0.73	0.65	0.70	0.73	1.95	2.38	2.52	2.59	2.10		
Months of Total	6.37	5.01	4.82	5.48	4.21	5.72	6.43	5.96	5.20	5.19	5.13	4.84	4.35	5.79	5.22	4.55	8.15	8.31	8.01	8.47	7.03	7.88		



## KEJC Recent Fundraising Effort

2020

Source	For	Status	Requested	Awarded	% Awarded
Bluegrass Community Foundation	Immigration	Awarded	15,000	15,000	100%
Catholic Diocese of Lexington	Immigration	Awarded	8,630	8,630	100%
Center for Responsible Lending	Consumer	Awarded	-	7,500	100%
Community Farm Alliance Double Dollars	Public Benefits	Awarded	25,000	25,000	100%
Elhapa Foundation	General Support	Awarded	-	30,000	100%
Fayette County Bar Foundation	Immigration	Awarded	7,695	5,000	65%
Foundation for a Healthy Kentucky Boots	Health Outreach	Awarded	50,000	50,000	100%
Good Giving Challenge	General Support	Completed	35,000	50,827	145%
Health Law Fellowship Healthy Kentucky	Health Advocacy	Awarded	45,000	45,000	100%
Health Law Fellowship Interact	Health Fellowship	Awarded	45,000	45,000	100%
HHCK Housing Response	Housing	Awarded	7,500	3,000	40%
Holiday Donations 12/1 to 1/31	General Support	Completed	15,000	64,325	429%
Kentucky Bar Foundation	Immigration	Denied	12,110	-	0%
KCEP Safety Net Initiative	Public Benefits	Awarded	50,000	50,000	100%
Kentucky Civic Engagement Table	Communications	Awarded	8,120	8,120	100%
Kentucky Gives Day	General Support	Completed	3,000	4,221	141%
MAZON Emerging Advocacy	Hunger Advocacy	Awarded	64,712	69,712	108%
MAZON Rapid Response	Public Benefits	Awarded	7,100	7,100	100%
Paycheck Protection Program	Payroll and Rent	Loaned	142,452	142,452	100%
Protecting Immigration Families	Public Charge	Awarded	15,000	15,000	100%
Public Welfare Foundation	Worker's Rights	Awarded	250,000	250,000	100%
United Way of the Bluegrass	Immigration	Awarded	12,960	12,960	100%
VOCA 2020-2021	Immigration	Awarded	213,095	213,095	100%
<b>Total 2020</b>			<b>\$1,032,374</b>	<b>\$1,121,942</b>	<b>109%</b>
<b>2011-2020</b>			<b>\$5,263,907</b>	<b>\$5,009,437</b>	<b>95%</b>

## KEJC Recent Fundraising Effort

2021

Source	For	Status	Requested	Awarded	% Awarded
Catholic Diocese of Lexington	Immigration	Pending	9,120		0%
Community Farm Alliance VHK	Food Justice	Subgranted	30,000	30,000	100%
Foundation for a Healthy Kentucky Boots	Health Outreach	Awarded	50,000	50,000	100%
Francis Hollis Brain Foundation	Immigration Fees	Pending	5,940		0%
Health Law Fellowship Healthy Kentucky	Health Advocacy	Awarded	45,000	45,000	100%
Health Law Fellowship Interact for Health	Health Fellowship	Pending	45,000		0%
Kentucky Bar Foundation	Immigration	Awarded	11,730	11,000	94%
Kentucky Civic Engagement Table	Communications	Awarded	6,520	5,000	77%
Kentucky Gives Day	General Support	Completed	3,600	2,466	68%
LABG Housing Subgrant	Housing	Pending	80,000	80,000	100%
Louisville Bar Foundation	Housing	Pending	11,890	10,000	84%
MAZON	Food Justice	Awarded	69,712	65,000	93%
United Way of the Bluegrass I	Immigration	Awarded	24,892	18,000	72%
United Way of the Bluegrass II	Outreach	Not awarded	12,118		0%
VOCA	Immigration	Pending	281,178		0%
<b>Total 2020</b>			<b>\$686,700</b>	<b>\$316,466</b>	<b>46%</b>

### Coming Up

Kentucky Housing Corporation	Housing	Discussions	200,000		0%
Fayette Co. Bar Foundation	Immigration	Planning	6,000		0%
<b>Total</b>			<b>\$206,000</b>		<b>\$0</b>