



Kentucky Equal Justice Center
201 W. Short Street, Suite 310
Lexington, KY 40507

T: 859-233-3057
F: 859-233-0007

Memorandum

DATE: April 17, 2019
TO: Kentucky Equal Justice Center Board
FROM: Rich Seckel, Director
RE: Financial Report for 1st Quarter 2019

The following financial reports are attached:

Profit and Loss Budget Overview FY 2019: anticipates a loss of -\$59,389 offset by \$80,000 in advance Public Welfare grant.

Profit and Loss through March 31: shows a loss of -\$39,233 compared to the expected loss of -\$43,915—a positive variance of \$4,681.

Balance Sheet as of March 31: shows Total Current Assets of \$323,395, down from \$362,671 on December 31 but up 3.7% percent from \$311,797 on March 31, 2018.

Income and Expense Charts: 81.6% of spending was payroll. 50.9% of income was from grants.

Carryover Prediction: Projected vs. Actual Year End Balance

Total Current Assets December 31, 2018	\$362,671
Budgeted Profit & Loss for the Year	- 59,389
Projected Current Assets December 31, 2018	\$303,282

Unrestricted Funds

Audited	12/31/12	\$24,254
Audited	12/31/13	\$66,405
Audited	12/31/14	\$87,994
Audited	12/31/15	\$93,513
Audited	12/31/16	\$103,392
Audited	12/31/17	\$101,516
Estimated	12/31/18	\$69,964
Estimated	3/31/19	\$51,003

KEJC Unrestricted Funds Balance

March 31, 2019

	Balance
Total Current Assets	323,395.24

Restricted Funds

AILA Midsouth	188.31
BGCF Citizenship	3,800.65
BGCF Capacity	430.91
Catholic Diocese of Lexington	0.00
Fayette County Bar Foundation	3,324.93
Foundation for a Healthy KY Boots	0.00
Health Law Fellowship	36,400.55
Health Law Match Challenge	20,881.59
Health Gains Communications	15,475.11
Kentucky Bar Foundation	806.85
LIN CCC	3,474.24
Mason Fund	60,823.88
NHeLP Health Defense	22,357.47
Public Welfare Foundation	106,780.58
United Way of the Bluegrass	1,638.66

Total Restricted	276,383.73
Subtotal Unrestricted	47,011.51

Obligated Funds

Client Trust	5,911.00
Undistributed Attorneys Fees	3,991.00
Client Funds	1,920.00
Total Unrestricted	51,002.51

Kentucky Equal Justice Center Profit & Loss Budget Overview January through December 2019

	Jan - Dec 19
Ordinary Income/Expense	
Income	
Grants	489,063.00
In-kind Contributions	20,400.00
Miscellaneous Income	25,000.00
Other Donations	82,000.00
Program Income	180,000.00
Program Services	35,840.00
Total Income	832,303.00
Expense	
Audit	4,650.00
Capital Additions	4,500.00
Case Management	7,860.00
Consultants	15,040.00
Contract Labor	9,200.00
Dues	4,255.00
Equipment Rental	5,812.56
Insurance	8,677.00
Library	2,100.00
Litigation expense	3,300.00
Miscellaneous	1,980.00
Office Supplies	10,320.00
Payroll Expenses	706,015.77
Postage and Delivery	4,062.00
Printing and Reproduction	7,656.00
Professional Fees	300.00
Rent	44,150.00
Repairs	720.00
Task Forces and Meetings	3,840.00
Telephone	16,222.40
Travel	31,211.00
Total Expense	891,871.73
Net Ordinary Income	-59,568.73
Other Income/Expense	
Other Income	
Interest Income	180.00
Total Other Income	180.00
Net Other Income	180.00
Net Income	-59,388.73

Kentucky Equal Justice Center
Profit & Loss
January through March 2019

	<u>Jan - Mar 19</u>
Ordinary Income/Expense	
Income	
Grants	83,965.65
In-kind Contributions	5,287.00
Miscellaneous Income	134.00
Other Donations	27,067.21
Program Income	45,000.00
Program Services	3,406.60
Total Income	<u>164,860.46</u>
Expense	
Consultants	4,455.00
Contract Labor	700.00
Dues	1,900.00
Equipment Rental	1,164.56
Insurance	5,440.95
Library	410.00
Litigation expense	759.17
Miscellaneous	-0.03
Office Supplies	2,785.17
Payroll Expenses	166,650.32
Postage and Delivery	1,122.70
Printing and Reproduction	1,808.20
Rent	8,600.00
Task Forces and Meetings	375.66
Telephone	2,550.38
Travel	5,399.39
Total Expense	<u>204,121.47</u>
Net Ordinary Income	-39,261.01
Other Income/Expense	
Other Income	
Interest Income	27.65
Total Other Income	<u>27.65</u>
Net Other Income	<u>27.65</u>
Net Income	<u><u>-39,233.36</u></u>

Kentucky Equal Justice Center Profit & Loss Budget vs. Actual January through March 2019

	<u>Jan - Mar 19</u>	<u>Budget</u>	<u>\$ Over Budget</u>	<u>% of Budget</u>
Ordinary Income/Expense				
Income				
Grants				
Catholic Diocese of Lexington	1,625.00	1,500.00	125.00	108.33%
Center for Responsible Lending	5,000.00	0.00	5,000.00	100.0%
HFGC Health Law Fellowship	45,000.00	45,000.00	0.00	100.0%
Restricted	0.00	6,000.00	-6,000.00	0.0%
Unrestricted	0.00	450.00	-450.00	0.0%
VOCA Justice Cabinet	32,340.65	50,616.00	-18,275.35	63.89%
Total Grants	<u>83,965.65</u>	<u>103,566.00</u>	<u>-19,600.35</u>	<u>81.08%</u>
In-kind Contributions	5,287.00	5,100.00	187.00	103.67%
Miscellaneous Income	134.00	0.00	134.00	100.0%
Other Donations	27,067.21	16,000.00	11,067.21	169.17%
Program Income	45,000.00	45,000.00	0.00	100.0%
Program Services	3,406.60	8,960.00	-5,553.40	38.02%
Total Income	<u>164,860.46</u>	<u>178,626.00</u>	<u>-13,765.54</u>	<u>92.29%</u>
Expense				
Capital Additions	0.00	1,500.00	-1,500.00	0.0%
Consultants	4,455.00	1,260.00	3,195.00	353.57%
Contract Labor	700.00	800.00	-100.00	87.5%
Dues	1,900.00	2,185.00	-285.00	86.96%
Equipment Rental	1,164.56	1,453.14	-288.58	80.14%
Insurance	5,440.95	7,417.00	-1,976.05	73.36%
Library	410.00	525.00	-115.00	78.1%
Litigation expense	759.17	825.00	-65.83	92.02%
Miscellaneous	-0.03	495.00	-495.03	-0.01%
Office Supplies	2,785.17	2,580.00	205.17	107.95%
Payroll Expenses	166,650.32	176,572.01	-9,921.69	94.38%
Postage and Delivery	1,122.70	1,015.50	107.20	110.56%
Printing and Reproduction	1,808.20	1,914.00	-105.80	94.47%
Rent	8,600.00	11,037.50	-2,437.50	77.92%
Repairs	0.00	180.00	-180.00	0.0%
Task Forces and Meetings	375.66	960.00	-584.34	39.13%
Telephone	2,550.38	4,055.60	-1,505.22	62.89%
Travel	5,399.39	7,811.00	-2,411.61	69.13%
Total Expense	<u>204,121.47</u>	<u>222,585.75</u>	<u>-18,464.28</u>	<u>91.71%</u>
Net Ordinary Income	<u>-39,261.01</u>	<u>-43,959.75</u>	<u>4,698.74</u>	<u>89.31%</u>
Other Income/Expense				
Other Income				
Interest Income	27.65	45.00	-17.35	61.44%
Total Other Income	<u>27.65</u>	<u>45.00</u>	<u>-17.35</u>	<u>61.44%</u>
Net Other Income	<u>27.65</u>	<u>45.00</u>	<u>-17.35</u>	<u>61.44%</u>
Net Income	<u><u>-39,233.36</u></u>	<u><u>-43,914.75</u></u>	<u><u>4,681.39</u></u>	<u><u>89.34%</u></u>

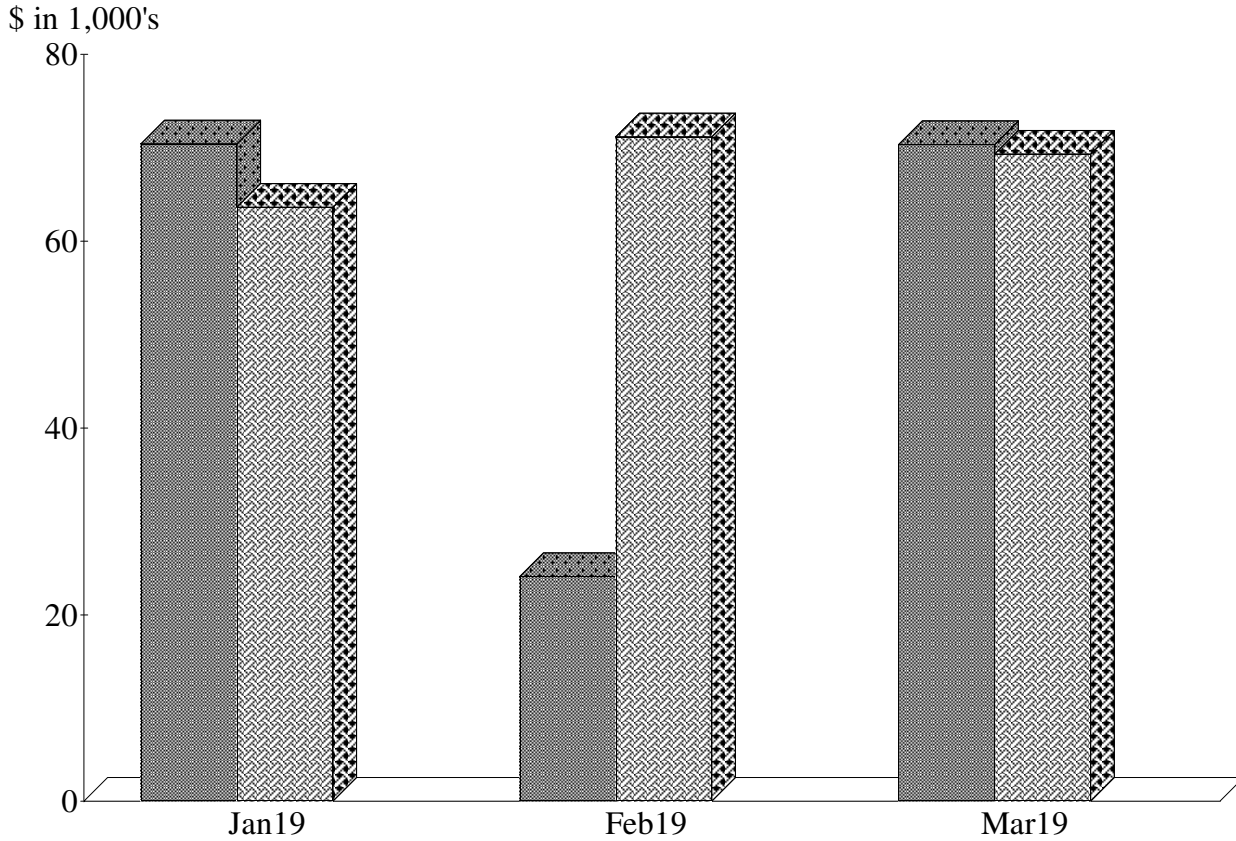
Kentucky Equal Justice Center
Balance Sheet
As of March 31, 2019

	<u>Mar 31, 19</u>
ASSETS	
Current Assets	
Checking/Savings	
Chase Checking	113,028.99
Chase IOLTA	3,620.00
Chase Savings	115,099.35
Vanguard Brokerage	<u>60,823.88</u>
Total Checking/Savings	292,572.22
Accounts Receivable	
Accounts Receivable	<u>30,823.02</u>
Total Accounts Receivable	<u>30,823.02</u>
Total Current Assets	323,395.24
Other Assets	
Accumulated Depreciation - Comp	-49,502.54
Computer and Phone Equipment	57,906.34
Rental Deposit	<u>715.00</u>
Total Other Assets	<u>9,118.80</u>
TOTAL ASSETS	<u><u>332,514.04</u></u>
LIABILITIES & EQUITY	
Liabilities	
Current Liabilities	
Other Current Liabilities	
Client Trust Funds	5,911.00
Direct Deposit Liabilities	-261.87
Payroll Liabilities	<u>624.04</u>
Total Other Current Liabilities	<u>6,273.17</u>
Total Current Liabilities	6,273.17
Long Term Liabilities	
Accrued leave	<u>32,958.13</u>
Total Long Term Liabilities	<u>32,958.13</u>
Total Liabilities	39,231.30
Equity	
Opening Bal Equity	52,900.79
Retained Earnings	102,821.81
Temporarily Restricted Net Asse	176,793.50
Net Income	<u>-39,233.36</u>
Total Equity	<u>293,282.74</u>
TOTAL LIABILITIES & EQUITY	<u><u>332,514.04</u></u>

Kentucky Equal Justice Center Balance Sheet Prev Year Comparison As of March 31, 2019

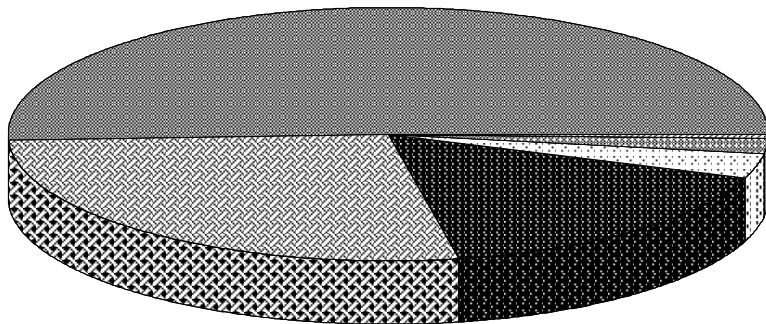
	<u>Mar 31, 19</u>	<u>Mar 31, 18</u>	<u>\$ Change</u>	<u>% Change</u>
ASSETS				
Current Assets				
Checking/Savings				
Chase Checking	113,028.99	120,470.13	-7,441.14	-6.18%
Chase IOLTA	3,620.00	3,620.00	0.00	0.0%
Chase Savings	115,099.35	120,007.85	-4,908.50	-4.09%
Vanguard Brokerage	60,823.88	55,981.04	4,842.84	8.65%
Total Checking/Savings	<u>292,572.22</u>	<u>300,079.02</u>	<u>-7,506.80</u>	<u>-2.5%</u>
Accounts Receivable				
Accounts Receivable	30,823.02	11,717.60	19,105.42	163.05%
Total Accounts Receivable	<u>30,823.02</u>	<u>11,717.60</u>	<u>19,105.42</u>	<u>163.05%</u>
Total Current Assets	<u>323,395.24</u>	<u>311,796.62</u>	<u>11,598.62</u>	<u>3.72%</u>
Other Assets				
Accumulated Depreciation - Comp	-49,502.54	-49,502.54	0.00	0.0%
Computer and Phone Equipment	57,906.34	55,396.80	2,509.54	4.53%
Rental Deposit	715.00	715.00	0.00	0.0%
Total Other Assets	<u>9,118.80</u>	<u>6,609.26</u>	<u>2,509.54</u>	<u>37.97%</u>
TOTAL ASSETS	<u>332,514.04</u>	<u>318,405.88</u>	<u>14,108.16</u>	<u>4.43%</u>
LIABILITIES & EQUITY				
Liabilities				
Current Liabilities				
Other Current Liabilities				
Client Trust Funds	5,911.00	5,911.00	0.00	0.0%
Direct Deposit Liabilities	-261.87	172.97	-434.84	-251.4%
Payroll Liabilities	624.04	966.41	-342.37	-35.43%
Total Other Current Liabilities	<u>6,273.17</u>	<u>7,050.38</u>	<u>-777.21</u>	<u>-11.02%</u>
Total Current Liabilities	<u>6,273.17</u>	<u>7,050.38</u>	<u>-777.21</u>	<u>-11.02%</u>
Long Term Liabilities				
Accrued leave	32,958.13	32,958.13	0.00	0.0%
Total Long Term Liabilities	<u>32,958.13</u>	<u>32,958.13</u>	<u>0.00</u>	<u>0.0%</u>
Total Liabilities	<u>39,231.30</u>	<u>40,008.51</u>	<u>-777.21</u>	<u>-1.94%</u>
Equity				
Opening Bal Equity	52,900.79	52,900.79	0.00	0.0%
Retained Earnings	102,821.81	70,263.64	32,558.17	46.34%
Temporarily Restricted Net Asse	176,793.50	176,793.50	0.00	0.0%
Net Income	-39,233.36	-21,560.56	-17,672.80	-81.97%
Total Equity	<u>293,282.74</u>	<u>278,397.37</u>	<u>14,885.37</u>	<u>5.35%</u>
TOTAL LIABILITIES & EQUITY	<u>332,514.04</u>	<u>318,405.88</u>	<u>14,108.16</u>	<u>4.43%</u>

Income and Expense by Month
January through March 2019



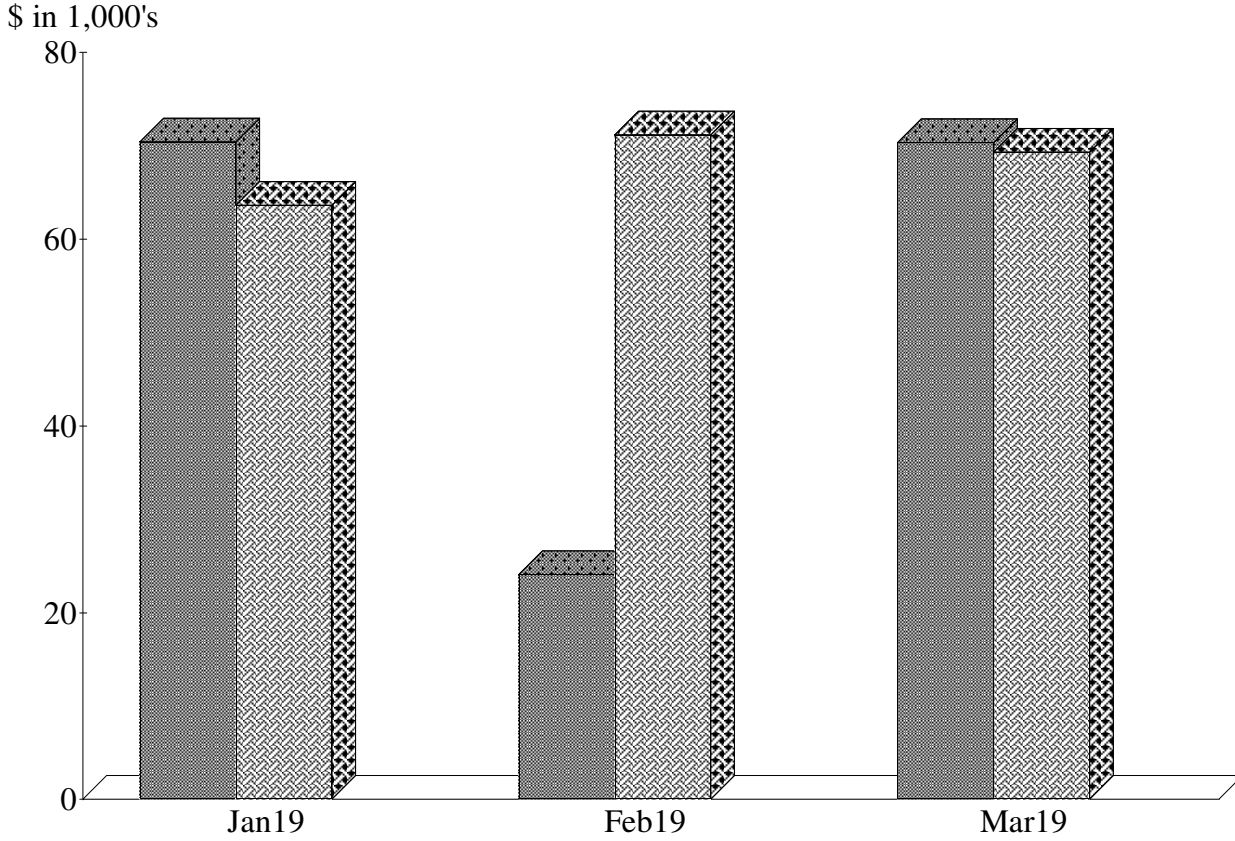
Income Summary
January through March 2019

Grants	50.92%
Program Income	27.29
Other Donations	16.42
In-kind Contributions	3.21
Program Services	2.07
Miscellaneous Income	0.08
Interest Income	0.02
Total	\$164,888.11



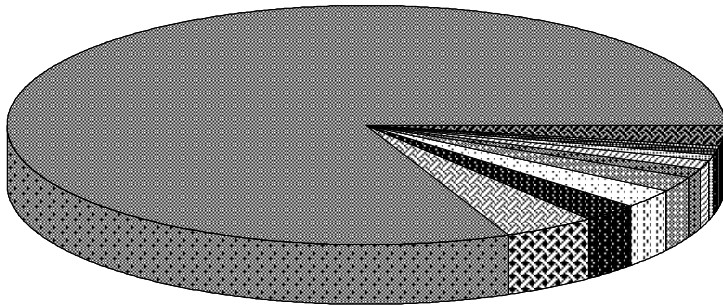
By Account

Income and Expense by Month
January through March 2019



Expense Summary
January through March 2019

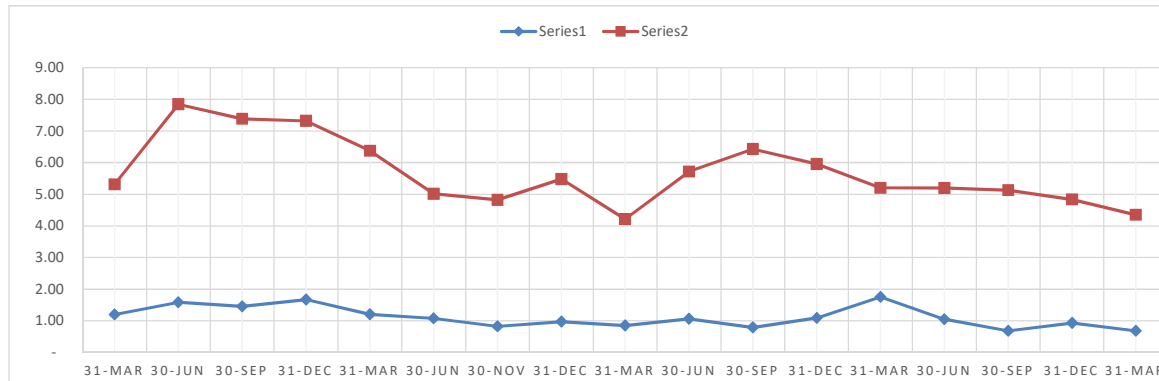
Payroll Expenses	81.64%
Rent	4.21
Insurance	2.67
Travel	2.65
Consultants	2.18
Office Supplies	1.36
Telephone	1.25
Dues	0.93
Printing and Reproduction	0.89
Equipment Rental	0.57
Other	1.65
Total	\$204,121.47



By Account

Months of Reserves 2015-2019
 Restricted and Unrestricted

	2015				2016				2017				2018				2019
	31-Mar	30-Jun	30-Sep	31-Dec	31-Mar	30-Jun	30-Nov	31-Dec	31-Mar	30-Jun	30-Sep	31-Dec	31-Mar	30-Jun	30-Sep	31-Dec	31-Mar
Monthly Total Budget	47,409	47,409	49,458	49,458	56,807	56,807	56,807	56,807	53,141	53,141	53,141	56,012	60,198	60,198	74,973	74,973	74,323
Unrestricted Assets	56,935	75,220	71,899	82,925	68,665	61,201	46,944	55,565	45,384	56,524	42,052	61,278	105,546	63,228	51,291	69,964	51,003
Total Current Assets	251,850	371,785	365,221	361,976	361,976	284,755	274,084	311,418	223,867	304,026	341,756	333,733	313,143	312,638	384,280	362,671	323,395
Percent Unrestricted	22.61%	20.23%	19.69%	22.91%	18.97%	21.49%	17.13%	17.84%	20.27%	18.59%	12.30%	18.36%	33.71%	20.22%	13.35%	19.29%	15.77%
Months of Unrestricted	1.20	1.59	1.45	1.68	1.21	1.08	0.83	0.98	0.85	1.06	0.79	1.09	1.75	1.05	0.68	0.93	0.69
Months of Total	5.31	7.84	7.38	7.32	6.37	5.01	4.82	5.48	4.21	5.72	6.43	5.96	5.20	5.19	5.13	4.84	4.35



KEJC Recent Fundraising Effort

2018

2018 Source	For	Status	Requested	Awarded	% Awarded
AILA Midsouth	Immigration	Awarded	5,816	1,000	17%
Blue Grass Community Foundation	Immigration	Awarded	13,200	14,520	110%
Catholic Diocese of Lexington	Immigration	Awarded	6,500	6,500	100%
Fayette County Bar Foundation	Immigration	Awarded	8,124	5,000	62%
Foundation for a Healthy Kentucky Boots	Health Outreach	Awarded	50,000	50,000	100%
Good Giving Challenge 2018*	General Support	Completed	40,000	52,862	132%
Health Law Fellowship Healthy Kentucky	Health Advocacy	Awarded	45,000	45,000	100%
Holiday Letter (11/15 to 1/31)	General Support	Completed	15,000	9,910	66%
Interact for Health	Health Fellowship	Awarded	45,000	65,000	144%
Interact for Health	Health Communications	Awarded	-	20,000	100%
Legal Impact Network CCC	Safety Net Advocacy	Awarded	16,000	16,000	100%
Kentucky Gives Day	General Support	Completed	3,000	2,607	87%
Kentucky Bar Foundation	Immigration	Awarded	12,460	8,000	64%
Public Welfare Foundation	Worker's Rights	Awarded	80,000	160,000	200%
United Way of the Bluegrass	Immigration	Awarded	16,000	16,000	100%
VOCA 2018	Immigration	Awarded	202,463	202,463	100%
Total 2018			\$558,563	\$674,862	121%
2011-2018			\$3,585,834	\$3,200,109	89%

* Plus \$22,357 endowment prize

KEJC Recent Fundraising Effort

2019

2019 Source	For	Status	Requested	Awarded	% Awarded
AILA Midsouth 2018	Immigration	Pending	5,263	-	0%
Catholic Diocese of Lexington	Immigration	Pending	8,630	-	0%
Foundation for a Healthy Kentucky Boots	Health Outreach	Pending	50,000	-	0%
Health Law Fellowship Healthy Kentucky	Health Advocacy	Awarded	45,000	45,000	100%
Health Law Fellowship Interact	Health Fellowship	Pending	45,000	-	0%
Interact for Health	Health Communications	Pending	-	-	100%
Kentucky Bar Foundation	Immigration	Pending	11,820	-	0%
Kentucky Civic Engagement Table	Worker's Rights	Pending	2,670	-	0%
Mazon Emerging Advocacy	Hunger Advocacy	Pending	90,000	-	0%
Protecting Immigration Families	Public Charge	Pending	20,000	-	0%
Public Welfare Foundation	Worker's Rights	Awarded	80,000	80,000	100%
United Way of the Bluegrass	Immigration	Awarded	16,000	-	0%
Total 2019			\$374,383	\$125,000	33%
2011-2019			\$3,960,217	\$3,325,109	84%

Coming Up

2019 Source	For	Status	Projected	Awarded	% Awarded
Kentucky Gives Day	General Support	Registered	3,000	-	0%
On the Table	Sign Project	Planned	2,000	-	0%
VOCA 2019	Immigration	Planned	205,000	-	0%
Subtotal			\$210,000	\$0	0%