



Kentucky Equal Justice Center
201 W. Short Street, Suite 310
Lexington, KY 40507

T: 859-233-3057
F: 859-233-0007

Memorandum

DATE: April 15, 2021
TO: Kentucky Equal Justice Center Board
FROM: Rich Seckel, Director
RE: Financial Report for FY 2020

The following financial reports are attached:

Profit and Loss Budget Overview FY 2020: anticipated a gain of \$44 counting only \$80,000 of a potential \$250,000 from Public Welfare Foundation.

Profit and Loss through December 31: shows a gain of \$341,649 compared to the expected gain of \$44—a positive variance of \$341,604.

Balance Sheet as of December 31: shows Total Current Assets of \$702,171, up from \$663,816 on November 30 and up 96.01% percent from \$358,237 on December 31, 2019.

Income and Expense Charts: 84.17% of spending was payroll. 71.31% of income was from grants.

Revised Carryover Prediction: Projected vs. Actual Year End Balance

Total Current Assets November 30	\$663,816
Projected Current Assets December 31, 2019	\$621,126
Actual Current Assets December 31, 2019	\$702,171

Unrestricted Funds

Audited	12/31/12	\$24,254
Audited	12/31/13	\$66,405
Audited	12/31/14	\$87,994
Audited	12/31/15	\$93,513
Audited	12/31/16	\$103,392
Audited	12/31/17	\$101,516
Audited	12/31/18	\$131,221
Audited	12/31/19	\$204,465
Estimated	12/31/20	\$208,885

KEJC Unrestricted Fund Balance

12/31/20

	Balance
Total Current Assets	702,170.52
Restricted Funds	
BGCF Citizenship	17,335.57
CLASP Protecting Immigrant Families	0
Elhapa Foundation	30,000.00
Fayette County Bar Foundation	0
Foundation for a Healthy KY Boots	15,272.82
Health Law Fellowship	26,023.25
Health Gains Communications	0
Kentucky Bar Foundation	0
KCEP Solidarity Giving	108.80
KCEP Safety Net Initiative	24,843.97
KCET Civic Engagement	6,520.26
Louisville Bar Foundation	0
Mason Fund for Maxwell Street	124,414.99
MAZON Food Justice	40,675.00
MAZON Rapid Response	4,318.38
NHeLP Health Law Defense	0
Paycheck Protection Program	8,000.85
Public Welfare Foundation	193,669.40
United Way of the Bluegrass	6,093.30
Total Restricted	497,276.59
Subtotal Unrestricted	204,893.93
Obligated Funds	
Client Trust	5,911.00
Client Funds	1,920.00
Undistributed Attorneys' Fees	3,991.00
Total Unrestricted	208,884.93

Kentucky Equal Justice Center Profit & Loss Budget Overview January through December 2020

	Jan - Dec 20
Ordinary Income/Expense	
Income	
Grants	650,673.60
In-kind Contributions	20,400.00
Miscellaneous Income	25,000.00
Other Donations	85,000.00
Program Income	180,000.00
Program Services	33,840.00
Total Income	994,913.60
Expense	
Audit	4,650.00
Capital Additions	3,000.00
Case Management	8,222.75
Consultants	21,400.00
Contract Labor	9,000.00
Dues	4,400.00
Equipment Rental	4,780.84
Insurance	6,900.00
Library	2,160.00
Litigation expense	3,660.00
Miscellaneous	1,980.00
Office Supplies	10,620.00
Payroll Expenses	801,735.19
Postage and Delivery	4,752.00
Printing and Reproduction	6,336.00
Professional Fees	300.00
Rent	42,000.00
Repairs	720.00
Task Forces and Meetings	4,080.00
Telephone	15,959.52
Travel	38,393.00
Total Expense	995,049.30
Net Ordinary Income	-135.70
Other Income/Expense	
Other Income	
Interest Income	180.00
Other Income	0.00
Total Other Income	180.00
Net Other Income	180.00
Net Income	44.30

Kentucky Equal Justice Center
Profit & Loss
January through December 2020

	<u>Jan - Dec 20</u>
Ordinary Income/Expense	
Income	
Grants	936,327.47
In-kind Contributions	13,771.64
Other Donations	105,445.25
Program Income	180,000.00
Program Services	52,402.60
Total Income	<u>1,287,946.96</u>
Expense	
Audit	4,835.00
Case Management	7,613.00
Consultants	9,515.00
Contract Labor	4,224.38
Depreciation Expense	2,526.58
Dues	4,202.00
Equipment Rental	5,353.13
Insurance	7,510.75
Library	3,902.16
Litigation expense	6,602.93
Miscellaneous	489.97
Office Supplies	8,117.70
Payroll Expenses	817,647.66
Postage and Delivery	4,142.19
Printing and Reproduction	3,190.57
Rent	41,532.00
Repairs	612.00
Task Forces and Meetings	50.00
Telephone	22,204.10
Travel	17,110.84
Total Expense	<u>971,381.96</u>
Net Ordinary Income	316,565.00
Other Income/Expense	
Other Income	
Interest Income	42.61
Other Income	25,041.06
Total Other Income	<u>25,083.67</u>
Net Other Income	25,083.67
Net Income	<u><u>341,648.67</u></u>

**Kentucky Equal Justice Center
Profit & Loss Budget vs. Actual
January through December 2020**

	<u>Jan - Dec 20</u>	<u>Budget</u>	<u>\$ Over Budget</u>	<u>% of Budget</u>
Ordinary Income/Expense				
Income				
Grants				
Blue Grass Community Foundation	15,000.00	20,000.00	-5,000.00	75.0%
Catholic Diocese of Lexington	8,066.00	7,500.00	566.00	107.55%
Center for Responsible Lending	7,500.00			
Elhapa Foundation	30,000.00			
Fayette County Bar Foundation	0.00	5,000.00	-5,000.00	0.0%
FHKY RHP Boots	50,000.00	50,000.00	0.00	100.0%
Health Gains Communications	0.00	20,000.00	-20,000.00	0.0%
HFGC Health Law Fellowship	90,000.00	90,000.00	0.00	100.0%
KCEP SNI	25,000.00			
KCET	8,100.00			
Kentucky Bar Foundation	0.00	11,000.00	-11,000.00	0.0%
Louisville Bar Foundation	0.00	5,000.00	-5,000.00	0.0%
MAZON Food Justice	69,712.00	67,947.60	1,764.40	102.6%
MAZON Rapid Response	7,100.00			
Paycheck Protection Program	142,452.00			
Public Welfare Foundation	250,000.00	80,000.00	170,000.00	312.5%
Restricted	0.00	61,000.00	-61,000.00	0.0%
United Way of the Bluegrass	12,960.00	16,000.00	-3,040.00	81.0%
Unrestricted	0.00	1,800.00	-1,800.00	0.0%
VOCA Justice Cabinet	202,437.47	215,426.00	-12,988.53	93.97%
Grants - Other	18,000.00			
Total Grants	<u>936,327.47</u>	<u>650,673.60</u>	<u>285,653.87</u>	<u>143.9%</u>
In-kind Contributions	13,771.64	20,400.00	-6,628.36	67.51%
Miscellaneous Income	0.00	25,000.00	-25,000.00	0.0%
Other Donations	105,445.25	85,000.00	20,445.25	124.05%
Program Income	180,000.00	180,000.00	0.00	100.0%
Program Services				
Attorneys Fees	35,172.60	15,840.00	19,332.60	222.05%
Client Fees	11,730.00	18,000.00	-6,270.00	65.17%
Program Services - Other	5,500.00	0.00	5,500.00	100.0%
Total Program Services	<u>52,402.60</u>	<u>33,840.00</u>	<u>18,562.60</u>	<u>154.85%</u>
Total Income	<u>1,287,946.96</u>	<u>994,913.60</u>	<u>293,033.36</u>	<u>129.45%</u>
Expense				
Audit	4,835.00	4,650.00	185.00	103.98%
Capital Additions	0.00	3,000.00	-3,000.00	0.0%
Case Management	7,613.00	8,222.75	-609.75	92.59%
Consultants	9,515.00	21,400.00	-11,885.00	44.46%
Contract Labor	4,224.38	9,000.00	-4,775.62	46.94%
Depreciation Expense	2,526.58			
Dues	4,202.00	4,400.00	-198.00	95.5%
Equipment Rental	5,353.13	4,780.84	572.29	111.97%
Insurance	7,510.75	6,900.00	610.75	108.85%
Library	3,902.16	2,160.00	1,742.16	180.66%
Litigation expense	6,602.93	3,660.00	2,942.93	180.41%
Miscellaneous	489.97	1,980.00	-1,490.03	24.75%
Office Supplies	8,117.70	10,620.00	-2,502.30	76.44%
Payroll Expenses	817,647.66	801,735.19	15,912.47	101.99%
Postage and Delivery	4,142.19	4,752.00	-609.81	87.17%
Printing and Reproduction	3,190.57	6,336.00	-3,145.43	50.36%
Professional Fees	0.00	300.00	-300.00	0.0%
Rent	41,532.00	42,000.00	-468.00	98.89%
Repairs	612.00	720.00	-108.00	85.0%
Task Forces and Meetings	50.00	4,080.00	-4,030.00	1.23%
Telephone	22,204.10	15,959.52	6,244.58	139.13%
Travel	17,110.84	38,393.00	-21,282.16	44.57%
Total Expense	<u>971,381.96</u>	<u>995,049.30</u>	<u>-23,667.34</u>	<u>97.62%</u>
Net Ordinary Income	<u>316,565.00</u>	<u>-135.70</u>	<u>316,700.70</u>	<u>-233,282.98%</u>
Other Income/Expense				
Other Income				
Interest Income	42.61	180.00	-137.39	23.67%
Other Income	25,041.06	0.00	25,041.06	100.0%
Total Other Income	<u>25,083.67</u>	<u>180.00</u>	<u>24,903.67</u>	<u>13,935.37%</u>
Net Other Income	<u>25,083.67</u>	<u>180.00</u>	<u>24,903.67</u>	<u>13,935.37%</u>
Net Income	<u>341,648.67</u>	<u>44.30</u>	<u>341,604.37</u>	<u>771,215.96%</u>

Kentucky Equal Justice Center
Balance Sheet
As of December 31, 2020

Dec 31, 20

ASSETS

Current Assets

Checking/Savings

Chase Checking	344,995.77
Chase IOLTA	3,620.00
Chase Savings	100,238.15
Vanguard Brokerage	124,414.99

Total Checking/Savings 573,268.91

Accounts Receivable

Accounts Receivable 77,574.75

Total Accounts Receivable 77,574.75

Other Current Assets

Undeposited Funds 51,326.86

Total Other Current Assets 51,326.86

Total Current Assets 702,170.52

Other Assets

Accumulated Depreciation - Comp -53,307.98

Computer and Phone Equipment 57,623.63

Rental Deposit 715.00

Total Other Assets 5,030.65

TOTAL ASSETS 707,201.17

LIABILITIES & EQUITY

Liabilities

Current Liabilities

Accounts Payable

Accounts Payable 49.04

Total Accounts Payable 49.04

Other Current Liabilities

Client Trust Funds 5,911.00

Direct Deposit Liabilities -106.50

Payroll Liabilities -571.01

Total Other Current Liabilities 5,233.49

Total Current Liabilities 5,282.53

Long Term Liabilities

Accrued leave 38,591.90

Total Long Term Liabilities 38,591.90

Total Liabilities 43,874.43

Equity

Opening Bal Equity 52,900.79

Retained Earnings 71,139.92

Temporarily Restricted Net Asse 197,637.36

Net Income 341,648.67

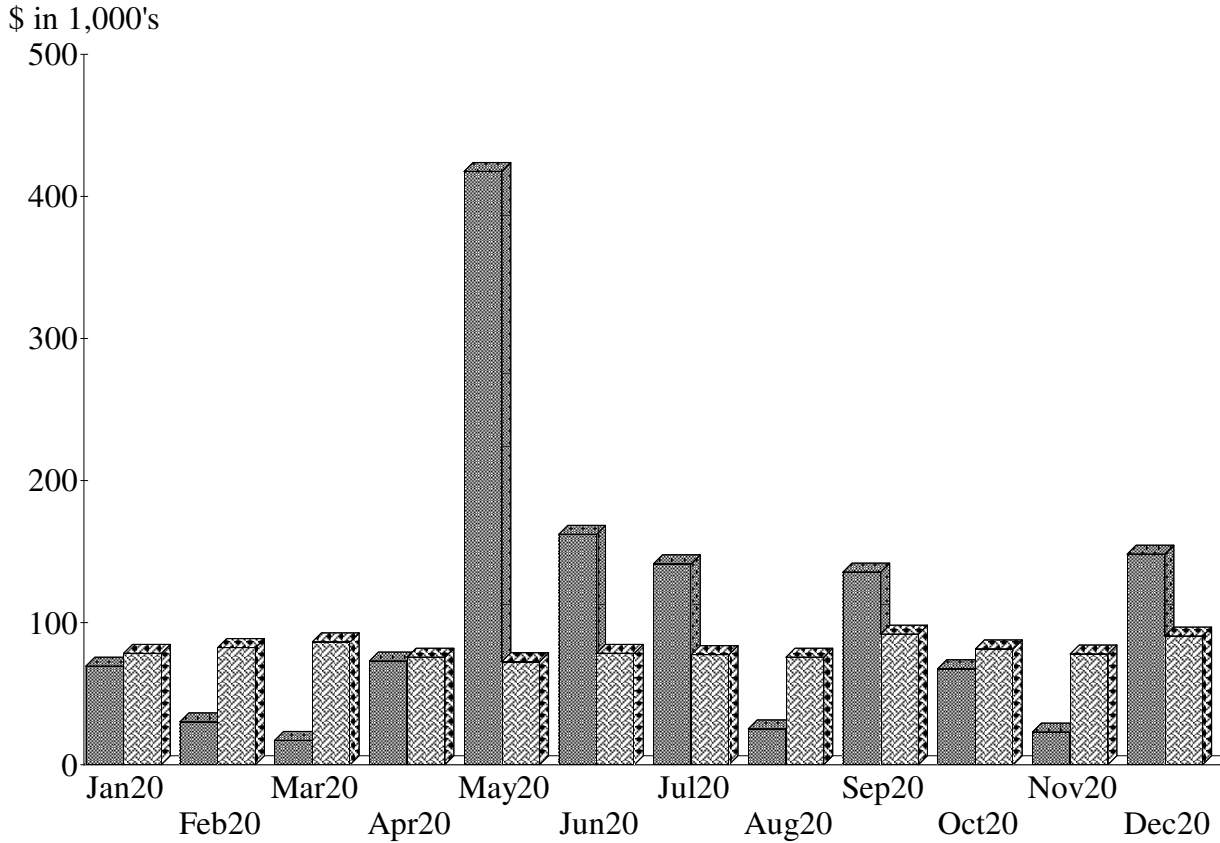
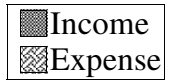
Total Equity 663,326.74

TOTAL LIABILITIES & EQUITY 707,201.17

Kentucky Equal Justice Center
Balance Sheet Prev Year Comparison
As of December 31, 2020

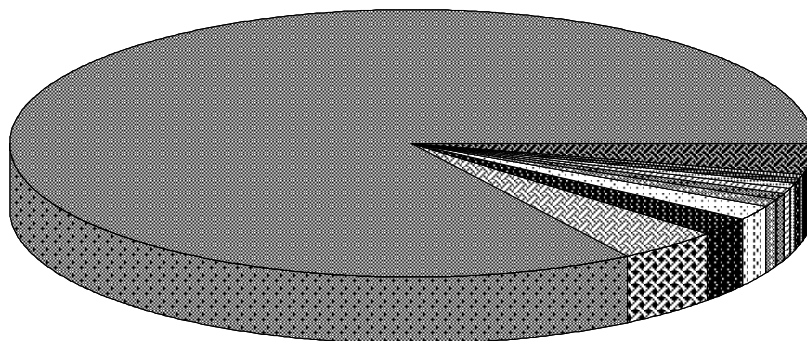
	<u>Dec 31, 20</u>	<u>Dec 31, 19</u>	<u>\$ Change</u>	<u>% Change</u>
ASSETS				
Current Assets				
Checking/Savings				
Chase Checking	344,995.77	52,566.95	292,428.82	556.3%
Chase IOLTA	3,620.00	3,620.00	0.00	0.0%
Chase Savings	100,238.15	115,195.54	-14,957.39	-12.98%
Vanguard Brokerage	124,414.99	79,373.93	45,041.06	56.75%
Total Checking/Savings	<u>573,268.91</u>	<u>250,756.42</u>	<u>322,512.49</u>	<u>128.62%</u>
Accounts Receivable				
Accounts Receivable	77,574.75	107,480.08	-29,905.33	-27.82%
Total Accounts Receivable	<u>77,574.75</u>	<u>107,480.08</u>	<u>-29,905.33</u>	<u>-27.82%</u>
Other Current Assets				
Undeposited Funds	51,326.86	0.00	51,326.86	100.0%
Total Other Current Assets	<u>51,326.86</u>	<u>0.00</u>	<u>51,326.86</u>	<u>100.0%</u>
Total Current Assets	<u>702,170.52</u>	<u>358,236.50</u>	<u>343,934.02</u>	<u>96.01%</u>
Other Assets				
Accumulated Depreciation - Comp	-53,307.98	-50,781.40	-2,526.58	-4.98%
Computer and Phone Equipment	57,623.63	57,623.63	0.00	0.0%
Rental Deposit	715.00	715.00	0.00	0.0%
Total Other Assets	<u>5,030.65</u>	<u>7,557.23</u>	<u>-2,526.58</u>	<u>-33.43%</u>
TOTAL ASSETS	<u>707,201.17</u>	<u>365,793.73</u>	<u>341,407.44</u>	<u>93.33%</u>
LIABILITIES & EQUITY				
Liabilities				
Current Liabilities				
Accounts Payable				
Accounts Payable	49.04	0.00	49.04	100.0%
Total Accounts Payable	<u>49.04</u>	<u>0.00</u>	<u>49.04</u>	<u>100.0%</u>
Other Current Liabilities				
Client Trust Funds	5,911.00	5,911.00	0.00	0.0%
Direct Deposit Liabilities	-106.50	-568.57	462.07	81.27%
Payroll Liabilities	-571.01	181.33	-752.34	-414.9%
Total Other Current Liabilities	<u>5,233.49</u>	<u>5,523.76</u>	<u>-290.27</u>	<u>-5.26%</u>
Total Current Liabilities	<u>5,282.53</u>	<u>5,523.76</u>	<u>-241.23</u>	<u>-4.37%</u>
Long Term Liabilities				
Accrued leave	38,591.90	38,591.90	0.00	0.0%
Total Long Term Liabilities	<u>38,591.90</u>	<u>38,591.90</u>	<u>0.00</u>	<u>0.0%</u>
Total Liabilities	<u>43,874.43</u>	<u>44,115.66</u>	<u>-241.23</u>	<u>-0.55%</u>
Equity				
Opening Bal Equity	52,900.79	52,900.79	0.00	0.0%
Retained Earnings	71,139.92	78,320.35	-7,180.43	-9.17%
Temporarily Restricted Net Asse	197,637.36	197,637.36	0.00	0.0%
Net Income	341,648.67	-7,180.43	348,829.10	4,858.05%
Total Equity	<u>663,326.74</u>	<u>321,678.07</u>	<u>341,648.67</u>	<u>106.21%</u>
TOTAL LIABILITIES & EQUITY	<u>707,201.17</u>	<u>365,793.73</u>	<u>341,407.44</u>	<u>93.33%</u>

Income and Expense by Month January through December 2020



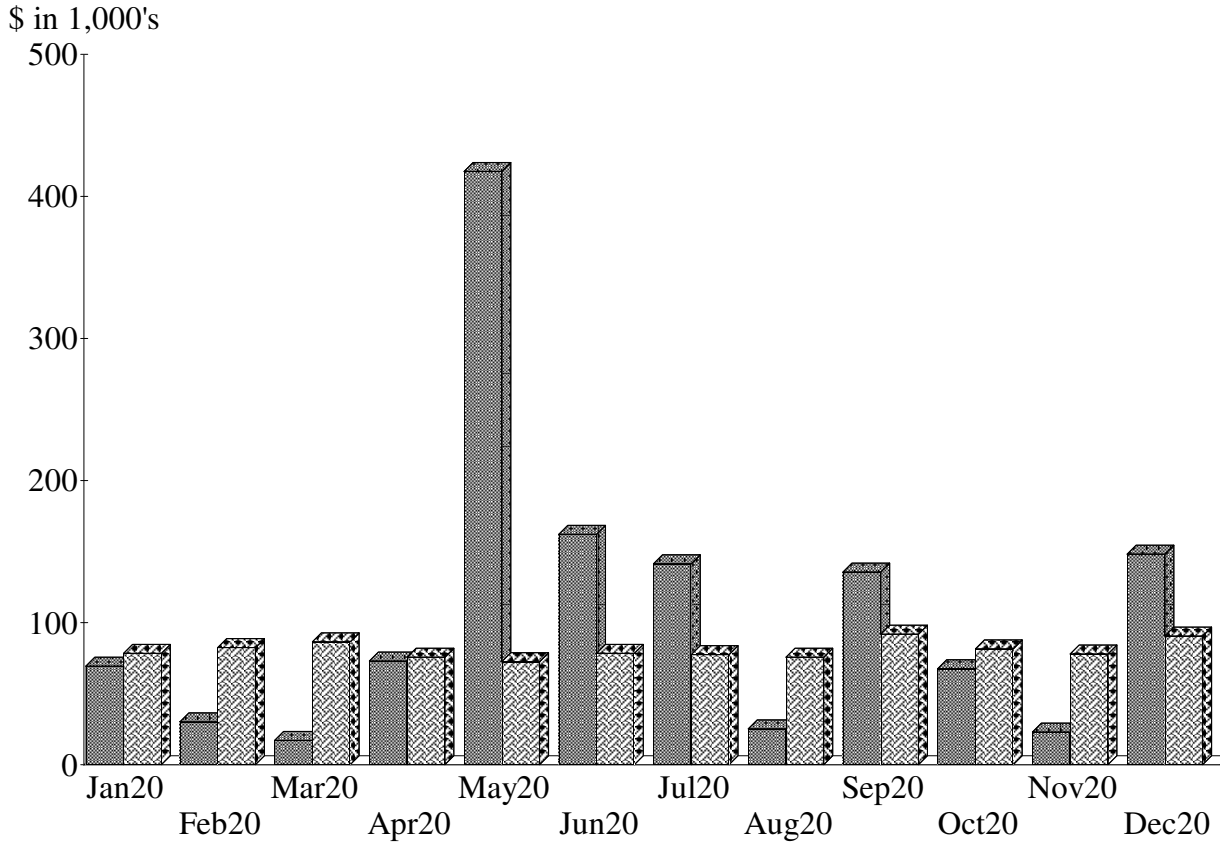
Expense Summary January through December 2020

Payroll Expenses	84.17%
Rent	4.28
Telephone	2.29
Travel	1.76
Consultants	0.98
Office Supplies	0.84
Case Management	0.78
Insurance	0.77
Litigation expense	0.68
Equipment Rental	0.55
Other	2.90
Total	\$971,381.96



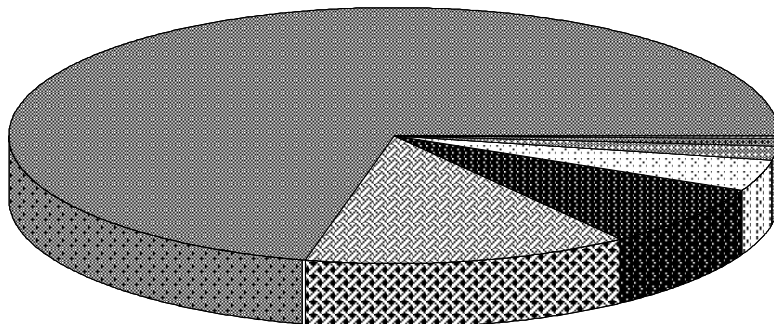
By Account

Income and Expense by Month
January through December 2020



Income Summary
January through December 2020

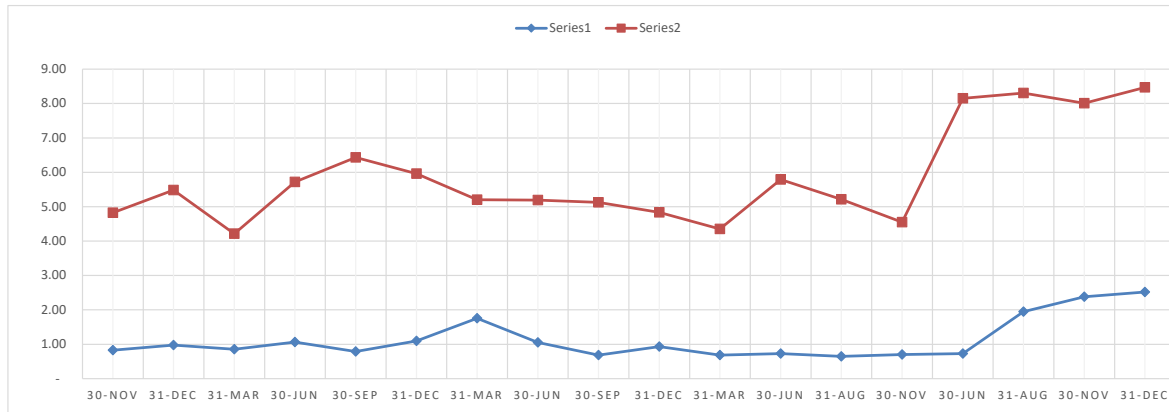
Grants	71.31%
Program Income	13.71
Other Donations	8.03
Program Services	3.99
Other Income	1.91
In-kind Contributions	1.05
Interest Income	0.01
Total	\$1,313,030.63



By Account

Months of Reserves 2016-2020
 Restricted and Unrestricted

	2016				2017				2018				2019			2020				
	31-Mar	30-Jun	30-Nov	31-Dec	31-Mar	30-Jun	30-Sep	31-Dec	31-Mar	30-Jun	30-Sep	31-Dec	31-Mar	30-Jun	31-Aug	30-Nov	30-Jun	31-Aug	30-Nov	31-Dec
Monthly Total Budget	56,807	56,807	56,807	56,807	53,141	53,141	53,141	56,012	60,198	60,198	74,973	74,973	74,323	74,323	74,323	74,323	82,920	82,920	82,920	82,920
Unrestricted Assets	68,665	61,201	46,944	55,565	45,384	56,524	42,052	61,278	105,546	63,228	51,291	69,964	51,003	54,011	48,144	51,960	60,600	161,532	197,607	208,885
Total Current Assets	361,976	284,755	274,084	311,418	223,867	304,026	341,756	333,733	313,143	312,638	384,280	362,671	323,395	430,146	387,636	338,245	675,948	688,806	663,816	702,171
Percent Unrestricted	18.97%	21.49%	17.13%	17.84%	20.27%	18.59%	12.30%	18.36%	33.71%	20.22%	13.35%	19.29%	15.77%	12.56%	12.42%	15.36%	8.97%	23.45%	29.77%	29.75%
Months of Unrestricted	1.21	1.08	0.83	0.98	0.85	1.06	0.79	1.09	1.75	1.05	0.68	0.93	0.69	0.73	0.65	0.70	0.73	1.95	2.38	2.52
Months of Total	6.37	5.01	4.82	5.48	4.21	5.72	6.43	5.96	5.20	5.19	5.13	4.84	4.35	5.79	5.22	4.55	8.15	8.31	8.01	8.47



KEJC Recent Fundraising Effort

2020

2019 Source	For	Status	Requested	Awarded	% Awarded
Bluegrass Community Foundation	Immigration	Awarded	15,000	15,000	100%
Catholic Diocese of Lexington	Immigration	Awarded	8,630	8,630	100%
Center for Responsible Lending	Consumer	Awarded	-	7,500	100%
Community Farm Alliance Double Dollars	Public Benefits	Awarded	25,000	25,000	100%
Elhapa Foundation	General Support	Awarded	-	30,000	100%
Fayette County Bar Foundation	Immigration	Awarded	7,695	5,000	65%
Foundation for a Healthy Kentucky Boots	Health Outreach	Awarded	50,000	50,000	100%
Good Giving Challenge	General Support	Completed	35,000	50,827	145%
Health Law Fellowship Healthy Kentucky	Health Advocacy	Awarded	45,000	45,000	100%
Health Law Fellowship Interact	Health Fellowship	Awarded	45,000	45,000	100%
HHCK Housing Response	Housing	Awarded	7,500	3,000	40%
Holiday Donations 12/1 to 1/31	General Support	Completed	15,000	64,325	429%
Kentucky Bar Foundation	Immigration	Denied	12,110	-	0%
KCEP Safety Net Initiative	Public Benefits	Awarded	50,000	50,000	100%
Kentucky Civic Engagement Table	Communications	Awarded	8,120	8,120	100%
Kentucky Gives Day	General Support	Completed	3,000	4,221	141%
MAZON Emerging Advocacy	Hunger Advocacy	Awarded	64,712	69,712	108%
MAZON Rapid Response	Public Benefits	Awarded	7,100	7,100	100%
Paycheck Protection Program	Payroll and Rent	Loaned	142,452	142,452	100%
Protecting Immigration Families	Public Charge	Awarded	15,000	15,000	100%
Public Welfare Foundation	Worker's Rights	Awarded	250,000	250,000	100%
United Way of the Bluegrass	Immigration	Awarded	12,960	12,960	100%
VOCA 2020-2021	Immigration	Awarded	213,095	213,095	100%
Total 2020			\$1,032,374	\$1,121,942	109%
2011-2020			\$5,263,907	\$5,009,437	95%

Coming Up

VOCA	Immigration	Planning	215,000		0%
Subtotal			\$215,000	\$0	\$0