



Kentucky Equal Justice Center
201 W. Short Street, Suite 310
Lexington, KY 40507

T: 859-233-3057
F: 859-233-0007

Memorandum

DATE: September 19, 2020
TO: Kentucky Equal Justice Center Board
FROM: Rich Seckel, Director
RE: Financial Report through August 2020

The following financial reports are attached:

Profit and Loss Budget Overview FY 2020: anticipates a gain of \$44 counting only \$80,000 of potential \$250,000 Public Welfare Foundation funds.

Profit and Loss through August 31: shows a gain of \$329,022 compared to the expected gain of \$65,812—a positive variance of \$263,211 including Vanguard brokerage gains.

Balance Sheet as of August 31: shows Total Current Assets of \$688,806 up from \$675,948, on June 30 and up 77.69% from \$387,636 on August 31, 2019.

Income and Expense Charts: 84.60% of spending was payroll. 74.29% of income was from grants.

Revised Carryover Prediction

Total Current Assets December 31, 2019	\$358,237
Plus budgeted gain for the year	\$ 44
Plus Public Welfare above \$80,000	\$170,000
Minus 5% income uncertainty factor	\$ 49.746
Projected Current Assets December 31, 2020	\$478,535

Unrestricted Funds

Audited	12/31/12	\$24,254
Audited	12/31/13	\$66,405
Audited	12/31/14	\$87,994
Audited	12/31/15	\$93,513
Audited	12/31/16	\$103,392
Audited	12/31/17	\$101,516
Audited	12/31/18	\$131,221
Estimated	11/30/19	\$51,960
Estimated	8/31/20	\$161,532

KEJC Unrestricted Funds Balance

August 30, 2020

	Balance
Total Current Assets	688,806.27

Restricted Funds

AILA Midsouth	188.31
BGCF Citizenship	6,621.82
Catholic Diocese of Lexington	0.00
Center for Responsible Lending	2,833.03
CLASP Immigrant Families	11,242.34
CLASP ASAP	0.00
Fayette County Bar Foundation	0.00
Foundation for a Healthy KY Boots	33,377.98
Health Law Fellowship	8,305.46
Health Law Match Challenge	0.00
Health Gains Communications	0.00
Kentucky Bar Foundation	0.00
KCEP Solidarity Giving	108.80
KCET Civic Engagement	0.00
Louisville Bar Foundation	2,164.95
LIN CCC	1,625.60
MAZON Food Justice	56,649.71
MAZON Rapid Response	4,318.38
Mason Fund	104,765.11
NHeLP Health Defense	0.00
Paycheck Protection Program	51,125.56
Public Welfare Foundation	237,128.41
United Way of the Bluegrass	10,810.31

Total Restricted	531,265.77
-------------------------	-------------------

Subtotal Unrestricted	157,540.50
------------------------------	-------------------

Obligated Funds

Client Trust	5,911.00
Client Funds	1,920.00
Undistributed Attorneys Fees	3,991.00

Total Unrestricted	161,531.50
---------------------------	-------------------

Kentucky Equal Justice Center Profit & Loss Budget Overview January through December 2020

	Jan - Dec 20
Ordinary Income/Expense	
Income	
Grants	650,673.60
In-kind Contributions	20,400.00
Miscellaneous Income	25,000.00
Other Donations	85,000.00
Program Income	180,000.00
Program Services	33,840.00
Total Income	994,913.60
Expense	
Audit	4,650.00
Capital Additions	3,000.00
Case Management	8,222.75
Consultants	21,400.00
Contract Labor	9,000.00
Dues	4,400.00
Equipment Rental	4,780.84
Insurance	6,900.00
Library	2,160.00
Litigation expense	3,660.00
Miscellaneous	1,980.00
Office Supplies	10,620.00
Payroll Expenses	801,735.19
Postage and Delivery	4,752.00
Printing and Reproduction	6,336.00
Professional Fees	300.00
Rent	42,000.00
Repairs	720.00
Task Forces and Meetings	4,080.00
Telephone	15,959.52
Travel	38,393.00
Total Expense	995,049.30
Net Ordinary Income	-135.70
Other Income/Expense	
Other Income	
Interest Income	180.00
Other Income	0.00
Total Other Income	180.00
Net Other Income	180.00
Net Income	44.30

Kentucky Equal Justice Center
Profit & Loss
January through August 2020

	<u>Jan - Aug 20</u>
Ordinary Income/Expense	
Income	
Grants	698,033.27
In-kind Contributions	9,827.64
Other Donations	21,541.62
Program Income	135,000.00
Program Services	67,883.10
Total Income	<u>932,285.63</u>
Expense	
Case Management	7,613.00
Consultants	5,515.00
Contract Labor	2,624.38
Dues	3,142.75
Equipment Rental	3,383.44
Insurance	7,510.75
Library	3,392.02
Litigation expense	4,114.32
Miscellaneous	299.98
Office Supplies	5,392.64
Payroll Expenses	530,624.33
Postage and Delivery	2,810.39
Printing and Reproduction	2,064.62
Rent	27,588.00
Repairs	400.00
Task Forces and Meetings	50.00
Telephone	13,354.36
Travel	8,810.37
Total Expense	<u>628,690.35</u>
Net Ordinary Income	303,595.28
Other Income/Expense	
Other Income	
Interest Income	36.01
Other Income	25,391.18
Total Other Income	<u>25,427.19</u>
Net Other Income	25,427.19
Net Income	<u><u>329,022.47</u></u>

Kentucky Equal Justice Center
Profit & Loss Budget vs. Actual
January through August 2020

	<u>Jan - Aug 20</u>	<u>Budget</u>	<u>\$ Over Budget</u>	<u>% of Budget</u>
Ordinary Income/Expense				
Income				
Grants				
Catholic Diocese of Lexington	3,750.00	3,750.00	0.00	100.0%
Center for Responsible Lending	7,500.00			
FHKY RHP Boots	0.00	50,000.00	-50,000.00	0.0%
Health Gains Communications	0.00	20,000.00	-20,000.00	0.0%
HFGC Health Law Fellowship	45,000.00	90,000.00	-45,000.00	50.0%
Kentucky Bar Foundation	0.00	11,000.00	-11,000.00	0.0%
MAZON Food Justice	69,712.00	67,947.60	1,764.40	102.6%
MAZON Rapid Response	7,100.00			
Paycheck Protection Program	142,452.00			
Public Welfare Foundation	250,000.00	80,000.00	170,000.00	312.5%
Restricted	0.00	40,666.66	-40,666.66	0.0%
United Way of the Bluegrass	12,960.00	16,000.00	-3,040.00	81.0%
Unrestricted	0.00	1,200.00	-1,200.00	0.0%
VOCA Justice Cabinet	141,559.27	143,617.34	-2,058.07	98.57%
Grants - Other	18,000.00			
Total Grants	<u>698,033.27</u>	<u>524,181.60</u>	<u>173,851.67</u>	<u>133.17%</u>
In-kind Contributions	9,827.64	13,600.00	-3,772.36	72.26%
Miscellaneous Income	0.00	10,000.00	-10,000.00	0.0%
Other Donations	21,541.62	23,500.00	-1,958.38	91.67%
Program Income	135,000.00	135,000.00	0.00	100.0%
Program Services	67,883.10	22,560.00	45,323.10	300.9%
Total Income	<u>932,285.63</u>	<u>728,841.60</u>	<u>203,444.03</u>	<u>127.91%</u>
Expense				
Capital Additions	0.00	2,000.00	-2,000.00	0.0%
Case Management	7,613.00	8,222.75	-609.75	92.59%
Consultants	5,515.00	12,840.00	-7,325.00	42.95%
Contract Labor	2,624.38	6,000.00	-3,375.62	43.74%
Dues	3,142.75	3,433.34	-290.59	91.54%
Equipment Rental	3,383.44	3,187.22	196.22	106.16%
Insurance	7,510.75	6,900.00	610.75	108.85%
Library	3,392.02	1,440.00	1,952.02	235.56%
Litigation expense	4,114.32	2,440.00	1,674.32	168.62%
Miscellaneous	299.98	1,320.00	-1,020.02	22.73%
Office Supplies	5,392.64	7,080.00	-1,687.36	76.17%
Payroll Expenses	530,624.33	533,309.66	-2,685.33	99.5%
Postage and Delivery	2,810.39	3,168.00	-357.61	88.71%
Printing and Reproduction	2,064.62	4,224.00	-2,159.38	48.88%
Professional Fees	0.00	150.00	-150.00	0.0%
Rent	27,588.00	28,000.00	-412.00	98.53%
Repairs	400.00	480.00	-80.00	83.33%
Task Forces and Meetings	50.00	2,720.00	-2,670.00	1.84%
Telephone	13,354.36	10,639.68	2,714.68	125.52%
Travel	8,810.37	25,595.34	-16,784.97	34.42%
Total Expense	<u>628,690.35</u>	<u>663,149.99</u>	<u>-34,459.64</u>	<u>94.8%</u>
Net Ordinary Income	<u>303,595.28</u>	<u>65,691.61</u>	<u>237,903.67</u>	<u>462.15%</u>
Other Income/Expense				
Other Income				
Interest Income	36.01	120.00	-83.99	30.01%
Other Income	25,391.18	0.00	25,391.18	100.0%
Total Other Income	<u>25,427.19</u>	<u>120.00</u>	<u>25,307.19</u>	<u>21,189.33%</u>
Net Other Income	<u>25,427.19</u>	<u>120.00</u>	<u>25,307.19</u>	<u>21,189.33%</u>
Net Income	<u><u>329,022.47</u></u>	<u><u>65,811.61</u></u>	<u><u>263,210.86</u></u>	<u><u>499.95%</u></u>

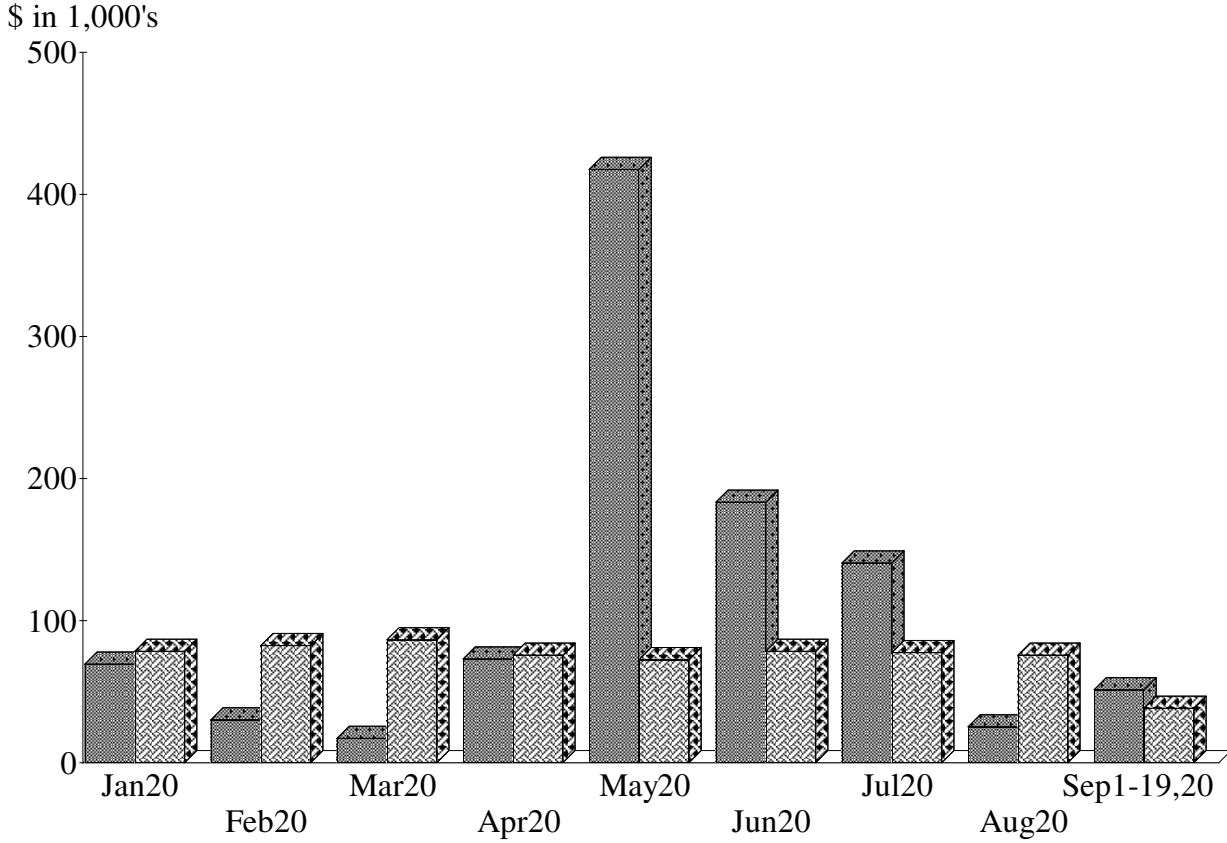
Kentucky Equal Justice Center
Balance Sheet
As of August 31, 2020

	<u>Aug 31, 20</u>
ASSETS	
Current Assets	
Checking/Savings	
Chase Checking	449,024.04
Chase IOLTA	3,620.00
Chase Savings	100,231.55
Vanguard Brokerage	104,765.11
Total Checking/Savings	<u>657,640.70</u>
Accounts Receivable	
Accounts Receivable	31,165.57
Total Accounts Receivable	<u>31,165.57</u>
Total Current Assets	688,806.27
Other Assets	
Accumulated Depreciation - Comp	-50,781.40
Computer and Phone Equipment	57,623.63
Rental Deposit	715.00
Total Other Assets	<u>7,557.23</u>
TOTAL ASSETS	<u><u>696,363.50</u></u>
LIABILITIES & EQUITY	
Liabilities	
Current Liabilities	
Other Current Liabilities	
Client Trust Funds	5,911.00
Direct Deposit Liabilities	172.97
Payroll Liabilities	987.09
Total Other Current Liabilities	<u>7,071.06</u>
Total Current Liabilities	7,071.06
Long Term Liabilities	
Accrued leave	38,591.90
Total Long Term Liabilities	<u>38,591.90</u>
Total Liabilities	45,662.96
Equity	
Opening Bal Equity	52,900.79
Retained Earnings	71,139.92
Temporarily Restricted Net Asse	197,637.36
Net Income	329,022.47
Total Equity	<u>650,700.54</u>
TOTAL LIABILITIES & EQUITY	<u><u>696,363.50</u></u>

Kentucky Equal Justice Center Balance Sheet Prev Year Comparison As of August 31, 2020

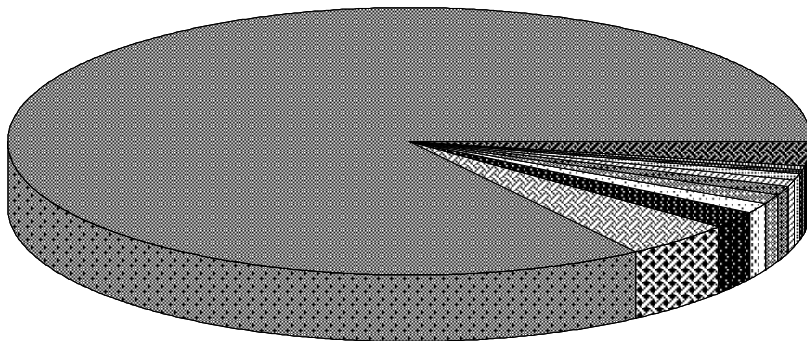
	<u>Aug 31, 20</u>	<u>Aug 31, 19</u>	<u>\$ Change</u>	<u>% Change</u>
ASSETS				
Current Assets				
Checking/Savings				
Chase Checking	449,024.04	151,454.29	297,569.75	196.48%
Chase IOLTA	3,620.00	3,620.00	0.00	0.0%
Chase Savings	100,231.55	115,147.75	-14,916.20	-12.95%
Vanguard Brokerage	104,765.11	63,515.79	41,249.32	64.94%
Total Checking/Savings	<u>657,640.70</u>	<u>333,737.83</u>	<u>323,902.87</u>	<u>97.05%</u>
Accounts Receivable				
Accounts Receivable	31,165.57	53,897.74	-22,732.17	-42.18%
Total Accounts Receivable	<u>31,165.57</u>	<u>53,897.74</u>	<u>-22,732.17</u>	<u>-42.18%</u>
Total Current Assets	<u>688,806.27</u>	<u>387,635.57</u>	<u>301,170.70</u>	<u>77.69%</u>
Other Assets				
Accumulated Depreciation - Comp	-50,781.40	-47,358.70	-3,422.70	-7.23%
Computer and Phone Equipment	57,623.63	56,749.49	874.14	1.54%
Rental Deposit	715.00	715.00	0.00	0.0%
Total Other Assets	<u>7,557.23</u>	<u>10,105.79</u>	<u>-2,548.56</u>	<u>-25.22%</u>
TOTAL ASSETS	<u>696,363.50</u>	<u>397,741.36</u>	<u>298,622.14</u>	<u>75.08%</u>
LIABILITIES & EQUITY				
Liabilities				
Current Liabilities				
Other Current Liabilities				
Client Trust Funds	5,911.00	5,911.00	0.00	0.0%
Direct Deposit Liabilities	172.97	-235.16	408.13	173.55%
Payroll Liabilities	987.09	804.07	183.02	22.76%
Total Other Current Liabilities	<u>7,071.06</u>	<u>6,479.91</u>	<u>591.15</u>	<u>9.12%</u>
Total Current Liabilities	<u>7,071.06</u>	<u>6,479.91</u>	<u>591.15</u>	<u>9.12%</u>
Long Term Liabilities				
Accrued leave	38,591.90	33,152.40	5,439.50	16.41%
Total Long Term Liabilities	<u>38,591.90</u>	<u>33,152.40</u>	<u>5,439.50</u>	<u>16.41%</u>
Total Liabilities	<u>45,662.96</u>	<u>39,632.31</u>	<u>6,030.65</u>	<u>15.22%</u>
Equity				
Opening Bal Equity	52,900.79	52,900.79	0.00	0.0%
Retained Earnings	71,139.92	78,320.35	-7,180.43	-9.17%
Temporarily Restricted Net Asse	197,637.36	197,637.36	0.00	0.0%
Net Income	329,022.47	29,250.55	299,771.92	1,024.84%
Total Equity	<u>650,700.54</u>	<u>358,109.05</u>	<u>292,591.49</u>	<u>81.71%</u>
TOTAL LIABILITIES & EQUITY	<u>696,363.50</u>	<u>397,741.36</u>	<u>298,622.14</u>	<u>75.08%</u>

Income and Expense by Month
January 1 through September 19, 2020



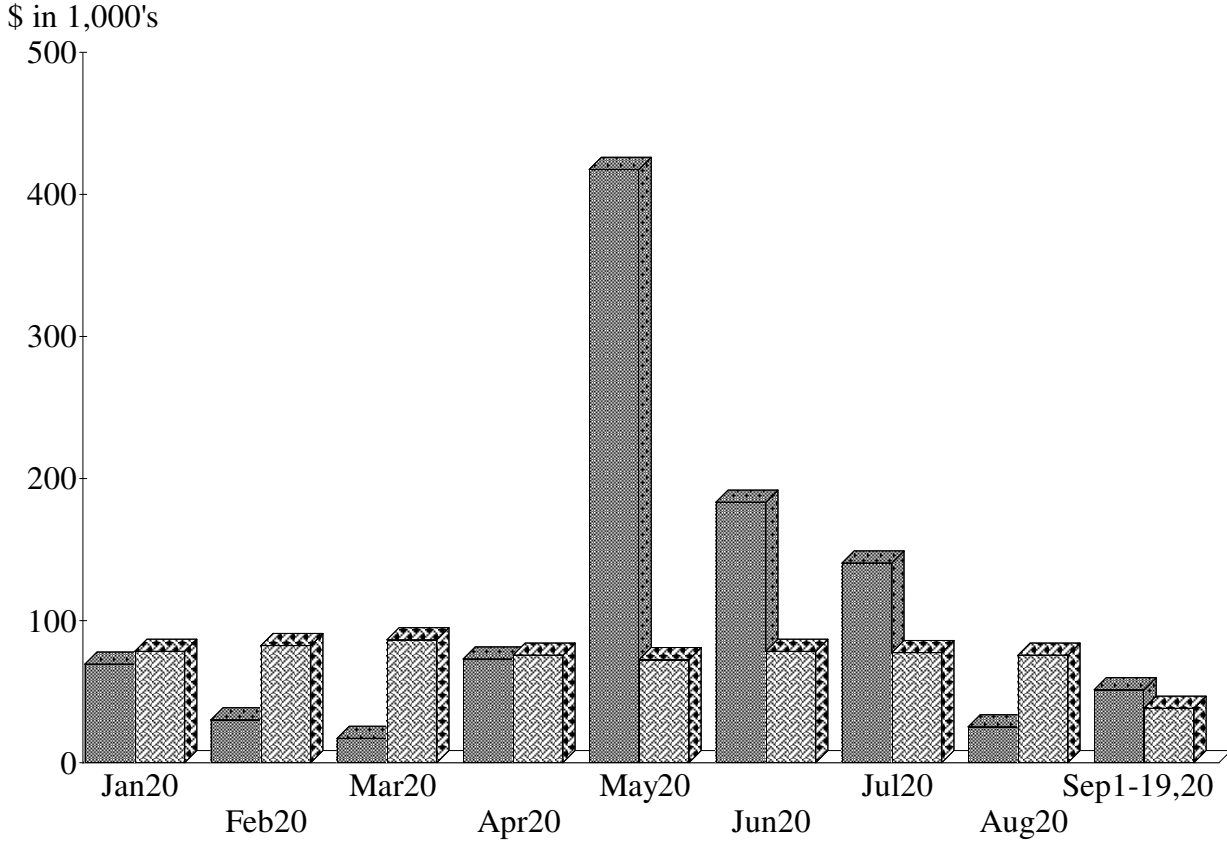
Expense Summary
January 1 through September 19, 2020

Payroll Expenses	84.60%
Rent	4.51
Telephone	2.11
Travel	1.32
Case Management	1.14
Insurance	1.13
Office Supplies	0.86
Consultants	0.83
Litigation expense	0.62
Equipment Rental	0.56
Other	2.33
Total	\$667,305.64



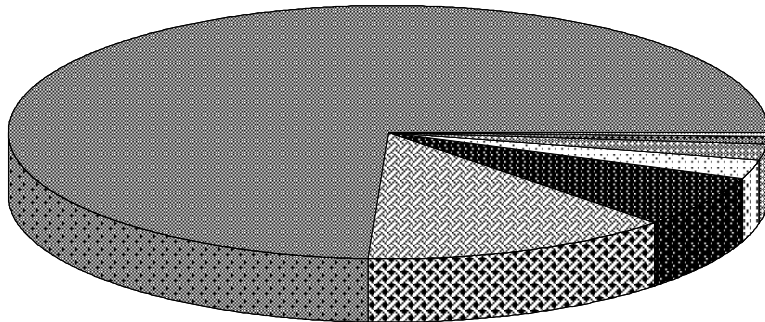
By Account

Income and Expense by Month
January 1 through September 19, 2020



Income Summary
January 1 through September 19, 2020

Grants	74.29%
Program Income	13.37
Program Services	6.72
Other Income	2.51
Other Donations	2.13
In-kind Contributions	0.97
Miscellaneous Income	\$-500.00
Interest Income	0.01
Sub-Total	\$1,009,370.82

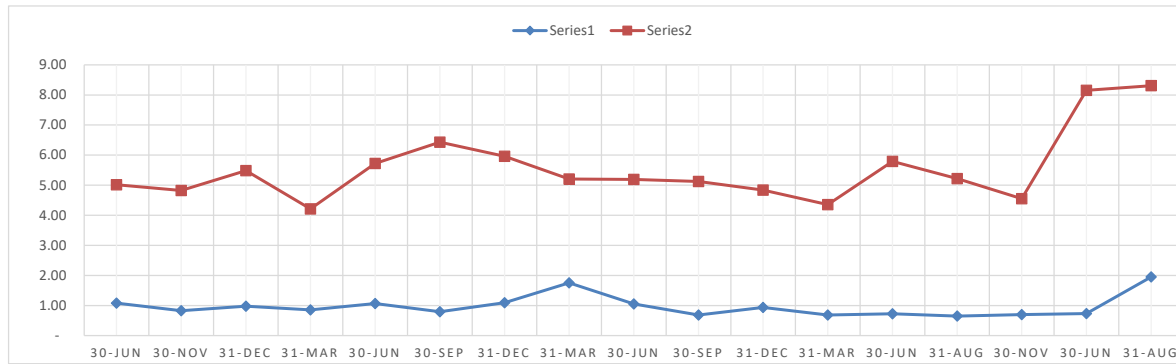


By Account

Months of Reserves 2015-2019

Restricted and Unrestricted

	2016				2017				2018				2019				2020	
	31-Mar	30-Jun	30-Nov	31-Dec	31-Mar	30-Jun	30-Sep	31-Dec	31-Mar	30-Jun	30-Sep	31-Dec	31-Mar	30-Jun	31-Aug	30-Nov	30-Jun	31-Aug
Monthly Total Budget	56,807	56,807	56,807	56,807	53,141	53,141	53,141	56,012	60,198	60,198	74,973	74,973	74,323	74,323	74,323	74,323	82,920	82,920
Unrestricted Assets	68,665	61,201	46,944	55,565	45,384	56,524	42,052	61,278	105,546	63,228	51,291	69,964	51,003	54,011	48,144	51,960	60,600	161,532
Total Current Assets	361,976	284,755	274,084	311,418	223,867	304,026	341,756	333,733	313,143	312,638	384,280	362,671	323,395	430,146	387,636	338,245	675,948	688,806
Percent Unrestricted	18.97%	21.49%	17.13%	17.84%	20.27%	18.59%	12.30%	18.36%	33.71%	20.22%	13.35%	19.29%	15.77%	12.56%	12.42%	15.36%	8.97%	23.45%
Months of Unrestricted	1.21	1.08	0.83	0.98	0.85	1.06	0.79	1.09	1.75	1.05	0.68	0.93	0.69	0.73	0.65	0.70	0.73	1.95
Months of Total	6.37	5.01	4.82	5.48	4.21	5.72	6.43	5.96	5.20	5.19	5.13	4.84	4.35	5.79	5.22	4.55	8.15	8.31



KEJC Recent Fundraising Effort

2019

2019 Source	For	Status	Requested	Awarded	% Awarded
BGCF On the Table	Immigration	Awarded	2,000	2,000	100%
Bluegrass Community Foundation	Immigration	Awarded	14,520	15,000	103%
Catholic Diocese of Lexington	Immigration	Awarded	8,630	7,500	87%
CLASP ASAP	Public Benefits	Subgranted	4,000	4,000	100%
Fayette County Bar Foundation	Immigration	Awarded	7,633	5,000	66%
Foundation for a Healthy Kentucky Boots	Health Outreach	Awarded	50,000	50,000	100%
Good Giving Challenge 2019	General Support	In progress	30,000	58,291	194%
Health Law Fellowship Healthy Kentucky	Health Advocacy	Awarded	45,000	45,000	100%
Health Law Fellowship Interact	Health Fellowship	Awarded	45,000	45,000	100%
Interact for Health	Health Communications	Awarded	-	20,000	100%
Kentucky Bar Foundation	Immigration	Awarded	11,820	11,000	93%
KCEP Solidarity Giving	Public Benefits	Subgranted	-	25,000	100%
Kentucky Civic Engagement Table	Worker's Rights	Awarded	2,670	2,670	100%
Kentucky Gives Day	General Support	Completed	3,000	3,827	128%
Mazon Emerging Advocacy	Hunger Advocacy	Awarded	90,000	64,712	72%
Protecting Immigration Families	Public Charge	Awarded	20,000	20,000	100%
Public Welfare Foundation	Worker's Rights	Awarded	80,000	80,000	100%
United Way of the Bluegrass	Immigration	Awarded	16,000	12,960	81%
VOCA 2019-2020	Immigration	Pending	215,426	215,426	100%
Total 2019			\$645,699	\$687,386	106%
2011-2019			\$4,231,533	\$3,887,495	92%

KEJC Recent Fundraising Effort

2020

2019 Source	For	Status	Requested	Awarded	% Awarded
Catholic Diocese of Lexington	Immigration	Awarded	8,630	8,630	100%
Center for Responsible Lending	Consumer	Awarded	7,500	7,500	100%
Fayette County Bar Foundation	Immigration	Pending	7,695	-	
Foundation for a Healthy Kentucky Boots	Health Outreach	Pending	50,000	50,000	100%
Health Law Fellowship Healthy Kentucky	Health Advocacy	Awarded	45,000	45,000	100%
Health Law Fellowship Interact	Health Fellowship	Pending	45,000	45,000	100%
Kentucky Bar Foundation	Immigration	Denied	12,110	-	0%
Kentucky Civic Engagement Table	Communications	Awarded	8,120	8,120	100%
Kentucky Gives Day	General Support	Completed	3,000	4,221	141%
Mazon Emerging Advocacy	Hunger Advocacy	Awarded	64,712	69,712	108%
Mazon Rapid Response	Public Benefits	Awarded	7,100	7,100	100%
Paycheck Protection Program	Payroll and Rent	Awarded	142,452	142,452	100%
Protecting Immigration Families	Public Charge	Awarded	15,000	15,000	100%
Public Welfare Foundation	Worker's Rights	Awarded	250,000	250,000	100%
United Way of the Bluegrass	Immigration	Awarded	12,960	12,960	100%
VOCA 2020-2021	Immigration	Pending	213,095	213,095	100%
Total 2020			\$892,374	\$878,790	98%
2011-2020			\$5,123,907	\$4,766,285	93%

Coming Up

Bluegrass Community Foundation	Immigration	Pending	15,000		0%
Good Giving Challenge	General Support	Planning	35,000		0%
Holiday Letter	General Support	Planning	15,000		0%
Subtotal			\$15,000	\$0	0%